ORDEN No. PMX1207002SS

SUPLEMENTO PARA MANUAL DE SERVICIO

TC-L32X5X HD
TC-L32X5H HD
TC-L32X5L HD
Serie X5

Televisor de LED-LCD

Asunto: Suplemento para manual de servicio se agrega referencia de la placa principal A.

Por favor use este Suplemento junto con el manual de servicio de los modelos TC-L32X5X, TC-L32X5H, TC-L32X5L, con No. de orden PMX1206002CS.
Este suplemento hace referencia a la placa principal descrita en el manual de servicio solo numero de parte.

ADVERTENCIA

Este manual de servicio solo esta diseñado para técnicos en reparación con experiencia y no para el público en general. No contiene advertencias o precauciones sobre los peligros al dar mantenimiento por personas que no estén familiarizadas en esta área. El mantenimiento o reparación de productos que funcionen con electricidad deben ser realizadas por personas con experiencia. Cualquier intento de reparar o dar mantenimiento a los aparatos descritos en este manual por personas sin experiencia puede causar lesiones serias o incluso hasta la muerte.

Contenido

		Paginas
1	Lista de partes placa A TC-L32X5X.	2
1.1	Lista de partes placa A TC-L32X5H TC-L32X5L.	10
2.	Layout placa A TC-L32X5X.	19
2.3	Layout placa A TC-L32X5H, TC-L32X5L.	21
3	Consideracion de esquematicos	22
	Esquematicos placa A TC-L32X5X,	24
	Esquematicos placa A TC-L32X5H, TC-L32X5L	44

Panasonic®

Copyright 2012 por Panasonic de México, S.A. de C.V. Todos los derechos reservados. La copia y distribución no autorizada esta prohibida por la ley.

1.0 Lista de partes de reemplazo

PLACA PRINCIPAL A

APLICA A MODELO: TC-L32X5X(TZRNP01PWUX).

Nota: sea cuidadoso en la selección de las partes las diferencias entre cada chasis están descritas en color rojo, todas las demás son iguales.

CAPACITORES

Posición	Cantidad	Clave	Descripción	Comentarios
C5626	1	EEEHB0J221UP	Surface mounting aluminum non-solid elec	
C4170	1	F1G1A105A047	Chip Cap 1 µF, J, 10V	
C4180	1	F1G1A105A047	Chip Cap 1 µF, J, 10V	
C4548	1	F1G1A105A047	Chip Cap 1 µF, J, 10V	
C4801	1	F1G1A105A047	Chip Cap 1 µF, J, 10V	
C4803	1	F1G1A105A047	Chip Cap 1 µF, J, 10V	
C5004	1	F1G1A105A047	Chip Cap 1 µF, J, 10V	
C5021	1	F1G1A105A047	Chip Cap 1 µF, J, 10V	
C5022	1	F1G1A105A047	Chip Cap 1 µF, J, 10V	
C5476	1	F1G1A105A047	Chip Cap 1 µF, J, 10V	
C5477	1	F1G1A105A047	Chip Cap 1 µF, J, 10V	
C8014	1	F1G1A105A047	Chip Cap 1 µF, J, 10V	
C8020	1	F1G1A105A047	Chip Cap 1 µF, J, 10V	
C8068	1	F1G1A105A047	Chip Cap 1 µF, J, 10V	
C8775	1	F1G1A105A047	Chip Cap 1 µF, J, 10V	
C3125	1	F1G1A473A053	Surface mounting multilayer ceramic capa	
C3186	1	F1G1A473A069	Surface mounting multilayer ceramic capa	
C2010	1	F1G1C1030008	C 0.010µF, K, 16V	
C3093	1	F1G1C1030008	C 0.010µF, K, 16V	
C3095	1	F1G1C1030008	C 0.010µF, K, 16V	
C3097	1	F1G1C1030008	C 0.010µF, K, 16V	
C3171	1	F1G1C1030008	C 0.010µF, K, 16V	
C3172	1	F1G1C1030008	C 0.010µF, K, 16V	
C3174	1	F1G1C1030008	C 0.010µF, K, 16V	
C3176	1	F1G1C1030008	C 0.010µF, K, 16V	
C3177	1	F1G1C1030008	C 0.010µF, K, 16V	
C5171	1	F1G1C1030008	C 0.010µF, K, 16V	
C4085	1	F1G1C104A077	C 0.10µF, K, 16V	
C4122	1	F1G1C104A077	C 0.10µF, K, 16V	
C4123	1	F1G1C104A077	C 0.10µF, K, 16V	
C4124	1	F1G1C104A077	C 0.10µF, K, 16V	
C4125	1	F1G1C104A077	C 0.10µF, K, 16V	
C4126	1	F1G1C104A077	C 0.10µF, K, 16V	
C4127	1	F1G1C104A077	C 0.10µF, K, 16V	
C4129	1	F1G1C104A077	C 0.10µF, K, 16V	
C4130	1	F1G1C104A077	C 0.10µF, K, 16V	
C4131	1	F1G1C104A077	C 0.10µF, K, 16V	
C4132	1	F1G1C104A077	C 0.10µF, K, 16V	
C4133	1	F1G1C104A077	C 0.10µF, K, 16V	
C4151	1	F1G1C104A077	C 0.10µF, K, 16V	

Posición	Cantitdad	Clave	Descripción	Comentarios
C4878	1	F1G1C104A077	C 0.10µF, K, 16V	
C4918	1	F1G1C104A077	C 0.10µF, K, 16V	
C4919	1	F1G1C104A077	C 0.10µF, K, 16V	
C4920	1	F1G1C104A077	C 0.10µF, K, 16V	
C4921	1	F1G1C104A077	C 0.10µF, K, 16V	
C5629	1	F1G1C104A077	C 0.10µF, K, 16V	
C5631	1	F1G1C104A077	C 0.10µF, K, 16V	
C8002	1	F1G1C104A077	C 0.10µF, K, 16V	
C8006	1	F1G1C104A077	C 0.10µF, K, 16V	
C8013	1	F1G1C104A077	C 0.10µF, K, 16V	
C8016	1	F1G1C104A077	C 0.10µF, K, 16V	
C8021	1	F1G1C104A077	C 0.10µF, K, 16V	
C8027	1	F1G1C104A077	C 0.10µF, K, 16V	
C8031	1	F1G1C104A077	C 0.10µF, K, 16V	
C8032	1	F1G1C104A077	C 0.10µF, K, 16V	
C8041	1	F1G1C104A077	C 0.10µF, K, 16V	
C8050	1	F1G1C104A077	C 0.10µF, K, 16V	
C8051	1	F1G1C104A077	C 0.10µF, K, 16V	
C8053	1	F1G1C104A077	C 0.10µF, K, 16V	
C8062	1	F1G1C104A077	C 0.10µF, K, 16V	
C8065	1	F1G1C104A077	C 0.10µF, K, 16V	
C8067	1	F1G1C104A077	C 0.10µF, K, 16V	
C8069	1	F1G1C104A077	C 0.10µF, K, 16V	
C8079	1	F1G1C104A077	C 0.10µF, K, 16V	
C8080	1	F1G1C104A077	C 0.10µF, K, 16V	
C8085	1	F1G1C104A077	C 0.10µF, K, 16V	
C8103	1	F1G1C104A077	C 0.10µF, K, 16V	
C8106	1	F1G1C104A077	C 0.10µF, K, 16V	
C8114	1	F1G1C104A077	C 0.10µF, K, 16V	
C8115	1	F1G1C104A077	C 0.10µF, K, 16V	
C8117	1	F1G1C104A077	C 0.10µF, K, 16V	
C8127	1	F1G1C104A077	C 0.10µF, K, 16V	
C8213	1	F1G1C104A077	C 0.10µF, K, 16V	
C8215	1	F1G1C104A077	C 0.10µF, K, 16V	
C8216	1	F1G1C104A077	C 0.10µF, K, 16V	
C8229	1	F1G1C104A077	C 0.10µF, K, 16V	
C8230	1	F1G1C104A077	C 0.10µF, K, 16V	
C8231	1	F1G1C104A077	C 0.10µF, K, 16V	
C8232	1	F1G1C104A077	C 0.10µF, K, 16V	
C8233	1	F1G1C104A077	C 0.10µF, K, 16V	
C8234	1	F1G1C104A077	C 0.10µF, K, 16V	

1.0 Lista de partes de reemplazo

PLACA PRINCIPAL A

APLICA A MODELO: TC-L32X5X(TZRNP01PWUX).

Nota: sea cuidadoso en la selección de las partes las diferencias entre cada chasis están descritas en color rojo, todas las demás son iguales.

C8413	1	F1G1C104A077	C 0.10μF, K, 16V	
C4903	1	F1G1E1030005	C 0.01 μF K, 25V	
C4904	1	F1G1E1030005	C 0.01 μF K, 25V	
C4905	1	F1G1E1030005	C 0.01 μF K, 25V	
C4906	1	F1G1E1030005	C 0.01 μF K, 25V	
C8070	1	F1G1E1030005	C 0.01 μF K, 25V	
C4179	1	F1G1E472A144	C 4700pF K, 25V	
C3108	1	F1G1H100A833	C 10pF K, 50V	
C3109	1	F1G1H100A833	C 10pF K, 50V	
C3110	1	F1G1H100A833	C 10pF K, 50V	
C3179	1	F1G1H100A833	C 10pF K, 50V	
C3180	1	F1G1H100A833	C 10pF K, 50V	
C3181	1	F1G1H100A833	C 10pF K, 50V	
C4894	1	F1G1H101A834	C 100pF K, 50V	
C4877	1	F1G1H1020008	C 1000pF K, 50V	
C4881	1	F1G1H1020008	C 1000pF K, 50V	
C4882	1	F1G1H1020008	C 1000pF K, 50V	
C4883	1	F1G1H1020008	C 1000pF K, 50V	
C4884	1	F1G1H1020008	C 1000pF K, 50V	
C4885	1	F1G1H1020008	C 1000pF K, 50V	
C4887	1	F1G1H1020008	C 1000pF K, 50V	
C3173	1	F1G1H152A830	C 1500pF K, 50V	
C3175	1	F1G1H152A830	C 1500pF K, 50V	
C4174	1	F1G1H180A834	C 18pF K, 50V	
C4900	1	F1G1H221A830	C 220pF K, 50V	
C4898	1	F1G1H330A834	C 33pF K, 50V	
C4899	1	F1G1H330A834	C 33pF K, 50V	
C4890	1	F1G1H471A834	C 470pF K, 50V	
C4891	1	F1G1H471A834	C 470pF K, 50V	
C4886	1	F1G1H472A571	C 4700pF K, 50V	
C8142	1	F1G1H5R0A732	C 5pF K, 50V	
C8140	1	F1G1H6R00009	C 6pF K, 50V	
C8713	1	F1G1H821A830	C 820pF K, 50V	
C8725	1	F1G1H821A830	C 820pF K, 50V	
C8735	1	F1G1H821A830	C 820pF K, 50V	
C8739	1	F1G1H821A830	C 820pF K, 50V	
C3101	1	F1H1A225A051	C 2.2μF K, 10V	
C3102	1	F1H1A225A051	C 2.2μF K, 10V	
C8129	1	F1H1A225A051	C 2.2μF K, 10V	
C8131	1	F1H1A225A051	C 2.2μF K, 10V	
C8714	1	F1H1A225A051	C 2.2μF K, 10V	
C8715	1	F1H1A225A051	C 2.2μF K, 10V	

C5020	1	F1H1A474A107	C 0.47μF K, 10V	
C4856	1	F1H1C105A145	C 1μF K, 16V	
C4857	1	F1H1C105A145	C 1μF K, 16V	
C4879	1	F1H1C105A145	C 1μF K, 16V	
C5026	1	F1H1C105A145	C 1μF K, 16V	
C6002	1	F1H1C105A145	C 1μF K, 16V	
C6003	1	F1H1C105A145	C 1μF K, 16V	
C4153	1	F1H1H104B047	C 0.1μF K, 50V	
C4154	1	F1H1H104B047	C 0.1μF K, 50V	
C4158	1	F1H1H104B047	C 0.1μF K, 50V	
C4160	1	F1H1H104B047	C 0.1μF K, 50V	
C4162	1	F1H1H104B047	C 0.1μF K, 50V	
C4169	1	F1H1H104B047	C 0.1μF K, 50V	
C4155	1	F1H1H473B047	C 0.01μF K, 50V	
C4156	1	F1H1H473B047	C 0.01μF K, 50V	
C4157	1	F1H1H473B047	C 0.01μF K, 50V	
C4159	1	F1H1H473B047	C 0.01μF K, 50V	
C8095	1	F1J0G2260001	C 22μF K, 4V	
C8097	1	F1J0G2260001	C 22μF K, 4V	
C8098	1	F1J0G2260001	C 22μF K, 4V	
C8099	1	F1J0G2260001	C 22μF K, 4V	
C8726	1	F1J0G2260001	C 22μF K, 4V	
C8732	1	F1J0G2260001	C 22μF K, 4V	
C4004	1	F1J1A106A087	C 10μF K, 10V	
C4128	1	F1J1A106A087	C 10μF K, 10V	
C5630	1	F1J1A106A087	C 10μF K, 10V	
C6771	1	F1J1A106A087	C 10μF K, 10V	
C8019	1	F1J1A106A087	C 10μF K, 10V	
C8100	1	F1J1A106A087	C 10μF K, 10V	
C8101	1	F1J1A106A087	C 10μF K, 10V	
C8228	1	F1J1A106A087	C 10μF K, 10V	
C8703	1	F1J1A106A087	C 10μF K, 10V	
C8709	1	F1J1A106A087	C 10μF K, 10V	
C8710	1	F1J1A106A087	C 10μF K, 10V	
C8727	1	F1J1A106A087	C 10μF K, 10V	
C8773	1	F1J1A106A087	C 10μF K, 10V	
C3169	1	F1J1A106A110	C 10μF K, 10V	
C3170	1	F1J1A106A110	C 10μF K, 10V	
C3198	1	F1J1A106A110	C 10μF K, 10V	
C3199	1	F1J1A106A110	C 10μF K, 10V	
C4802	1	F1J1A106A110	C 10μF K, 10V	
C4804	1	F1J1A106A110	C 10μF K, 10V	

1.0 Lista de partes de reemplazo **PLACA PRINCIPAL A**

APLICA A MODELO: TC-L32X5X(TZRNP01PWUX).

Nota: sea cuidadoso en la selección de las partes las diferencias entre cada chasis están descritas en color rojo, todas las demás son iguales.

C8776	1	F1J1A106A110	C 10μF K, 10V	
C8066	1	F1J1C475A225	C 4.7μF K, 16V	
C4152	1	F1J1E105A287	C 1μF K, 25V	
C4161	1	F1J1E105A287	C 1μF K, 25V	
C5006	1	F1J1E105A287	C 1μF K, 25V	
C4923	1	F1J1E474A272	C 0.47μF K, 25V	
C4924	1	F1J1E474A272	C 0.47μF K, 25V	
C4927	1	F1J1E474A272	C 0.47μF K, 25V	
C4928	1	F1J1E474A272	C 0.47μF K, 25V	
C4175	1	F1J1E475A257	C 4.7μF K, 25V	
C4176	1	F1J1E475A257	C 4.7μF K, 25V	
C4177	1	F1J1E475A257	C 4.7μF K, 25V	
C4178	1	F1J1E475A257	C 4.7μF K, 25V	
C4150	1	F1J1E475A267	C 4.7μF K, 25V	
C4181	1	F1J1E475A267	C 4.7μF K, 25V	
C2008	1	F1JZZ1060001	C 10μF K,	
C4922	1	F1JZZ1060001	C 10μF K,	
C4925	1	F1JZZ1060001	C 10μF K,	
C4926	1	F1JZZ1060001	C 10μF K,	
C8711	1	F1JZZ1060001	C 10μF K,	
C8720	1	F1JZZ1060001	C 10μF K,	
C8721	1	F1JZZ1060001	C 10μF K,	
C8722	1	F1JZZ1060001	C 10μF K,	
C8723	1	F1JZZ1060001	C 10μF K,	
C8728	1	F1JZZ1060001	C 10μF K,	
C8730	1	F1JZZ1060001	C 10μF K,	
C8731	1	F1JZZ1060001	C 10μF K,	
C4163	1	F1K1E106A134	C 10μF K, 25V	
C4164	1	F1K1E106A134	C 10μF K, 25V	
C4165	1	F1K1E225A167	C 1μF K, 25V	
C4166	1	F1K1E225A167	C 1μF K, 25V	
C4167	1	F1K1E225A167	C 1μF K, 25V	
C4168	1	F1K1E225A167	C 1μF K, 25V	

DIODOS

Posición	Cantidad	Clave	Descripción	Comentarios
D4165	1	B0BC01000035	Voltage regulation diodes	
D4173	1	B0BC01700030	Voltage regulation diodes	
D4000	1	B0BC4R700007	Voltage regulation diodes	
D4150	1	B0JCDE000006	Schottky barrier diodes	
D4152	1	B0JCDE000006	Schottky barrier diodes	
D4153	1	B0JCDE000006	Schottky barrier diodes	
D4154	1	B0JCDE000006	Schottky barrier diodes	
D4159	1	B0JCDE000006	Schottky barrier diodes	
D4160	1	B0JCDE000006	Schottky barrier diodes	
D4161	1	B0JCDE000006	Schottky barrier diodes	
D4162	1	B0JCDE000006	Schottky barrier diodes	
D4703	1	B0JCME000076	Schottky barrier diodes	
D4172	1	B0JCPG000032	Schottky barrier diodes	
D4802	1	B0ZBZ0000156	Other diodes	
D4156	1	DA2J10100L	Switching diodes	
D4157	1	DA2J10100L	Switching diodes	
D4166	1	DA2J10100L	Switching diodes	
D4167	1	DA2J10100L	Switching diodes	
D4168	1	DA2J10100L	Switching diodes	
D4175	1	DA2J10100L	Switching diodes	
D4834	1	DA2J10100L	Switching diodes	
D5173	1	DA2J10100L	Switching diodes	
D4151	1	DB2J30900L	Schottky barrier diodes	
D4723	1	DB2J30900L	Schottky barrier diodes	
D4725	1	DB2J30900L	Schottky barrier diodes	
D5480	1	DB2J30900L	Schottky barrier diodes	
D5180	1	DZ2J033M0L	Voltage regulation diodes	
D5172	1	DZ2J180M0L	Voltage regulation diodes	
D4163	1	DZ2J200M0L	Voltage regulation diodes	
D4174	1	DZ2J220M0L	Voltage regulation diodes	
D4155	1	DZ2J330M0L	Voltage regulation diodes	
D3050	1	K7AAAY000015	Optical links	

CIRCUITOS INTEGRADOS

Posición	Cantidad	Clave	Descripción	Comentarios
IC3000	1	C0JBAR000413	Logic ICs	
IC4120	1	C0FBBY000086	A/D converters, D/A converters	
IC4150	1	C0DBAYY01246	ICs for power supply	
IC4801	1	C1AB00003858	ICs for video / audio	
IC4900	1	C1AB00003871	ICs for video / audio	
IC5000	1	AN34043A-VF	ICs for video / audio	
IC5416	1	C0DBGYY02973	ICs for power supply	
IC5603	1	C0DBZYY00368	ICs for power supply	
IC8001	1	C1AB00003884	ICs for video / audio	
IC8004	1	TVR4G239-AE	FLASH memories	
IC8007	1	C3EBJY000048	EEPROM	
IC8009	1	C0ZBZ0001747	Other general-purpose ICs	
IC8200	1	C3ABTY000059	DRAM	
IC8700	1	C0DBAYY01273	ICs for power supply	
IC8701	1	C0DBAYY01273	ICs for power supply	

1.0 Lista de partes de reemplazo **PLACA PRINCIPAL A**

APLICA A MODELO: TC-L32X5X(TZRNP01PWUX).

Nota: sea cuidadoso en la selección de las partes las diferencias entre cada chasis están descritas en color rojo, todas las demás son iguales.

IC8702	1	C0DBGYY01826	ICs for power supply	
IC8703	1	C0DBGYY01631	ICs for power supply	
IC8704	1	C0DBAYY01273	ICs for power supply	
IC8705	1	C0DBAYY01273	ICs for power supply	
IC8706	1	C0CBCBC00227	* Included in C0D (ICs for power supply	

BOBINAS

Posición	Cantidad	Clave	Descripción	Comentarios
FL5001	1	EXC24CE900U	Filter for EMI / EMC (Beads cores)	
FL4000	1	EXC28CE201U	Filter for EMI / EMC (Beads cores)	
FL4001	1	EXC28CE201U	Filter for EMI / EMC (Beads cores)	
FL4003	1	EXC28CE201U	Filter for EMI / EMC (Beads cores)	
FL4004	1	EXC28CE201U	Filter for EMI / EMC (Beads cores)	
L4900	1	G1C150MA0533	Surface mounting inductors	
L4901	1	G1C150MA0533	Surface mounting inductors	
L4902	1	G1C150MA0533	Surface mounting inductors	
L4903	1	G1C150MA0533	Surface mounting inductors	
L8703	1	G1C2R2ZA0240	Surface mounting inductors	
L8704	1	G1C2R2ZA0240	Surface mounting inductors	
L4153	1	G1C330MA0234	Surface mounting inductors	
L8700	1	G1C3R3ZA0240	Surface mounting inductors	
L8701	1	G1C4R7ZA0240	Surface mounting inductors	
L4828	1	G1C82NJ00010	Surface mounting inductors	
L4824	1	G1CR22JA0097	Surface mounting inductors	
L4826	1	G1CR22JA0097	Surface mounting inductors	
L4829	1	G1CR22JA0097	Surface mounting inductors	
L4830	1	G1CR22JA0097	Surface mounting inductors	
L4833	1	G1CR22JA0097	Surface mounting inductors	
L4834	1	G1CR22JA0097	Surface mounting inductors	
L4827	1	G1CR27JA0097	Surface mounting inductors	
L4825	1	G1E000000092	Surface mounting balun coils	
L4906	1	J0JBC0000116	Filter for EMI / EMC (Beads cores)	
L4907	1	J0JBC0000116	Filter for EMI / EMC (Beads cores)	
L4908	1	J0JBC0000116	Filter for EMI / EMC (Beads cores)	
L4909	1	J0JBC0000116	Filter for EMI / EMC (Beads cores)	
L8051	1	J0JCC0000245	Filter for EMI / EMC (Beads cores)	
L3122	1	J0JCC0000287	Filter for EMI / EMC (Beads cores)	
L3123	1	J0JCC0000287	Filter for EMI / EMC (Beads cores)	
L3124	1	J0JCC0000287	Filter for EMI / EMC (Beads cores)	
L8037	1	J0JCC0000287	Filter for EMI / EMC (Beads cores)	
L5606	1	J0JHC0000045	Filter for EMI / EMC (Beads cores)	
L8039	1	J0JHC0000045	Filter for EMI / EMC (Beads cores)	
L4152	1	J0JHC0000046	Filter for EMI / EMC (Beads cores)	
L4910	1	J0JHC0000078	Filter for EMI / EMC (Beads cores)	
L4911	1	J0JHC0000078	Filter for EMI / EMC (Beads cores)	
L4912	1	J0JHC0000078	Filter for EMI / EMC (Beads cores)	
L4913	1	J0JHC0000078	Filter for EMI / EMC (Beads cores)	
L2001	1	J0JYC0000328	Filter for EMI / EMC (Beads cores)	
L3127	1	J0JYC0000331	Filter for EMI / EMC (Beads cores)	
L3128	1	J0JYC0000331	Filter for EMI / EMC (Beads cores)	
L3101	1	J0ZZB0000142	Other filters	
L3102	1	J0ZZB0000142	Other filters	
L3103	1	J0ZZB0000142	Other filters	

TRANSISTORES

Posición	Cantidad	Clave	Descripción	Comentarios
Q4808	1	B1ABBE000003	Silicon transistors	
Q5101	1	B1ABBE000003	Silicon transistors	
Q5102	1	B1ABBE000003	Silicon transistors	
Q8700	1	B1ABBE000003	Silicon transistors	
Q8701	1	B1ABBE000003	Silicon transistors	
Q2003	1	B1ABCE000015	Silicon transistors	
Q2004	1	B1ABCE000015	Silicon transistors	
Q2005	1	B1ABCE000015	Silicon transistors	
Q2006	1	B1ABCE000015	Silicon transistors	
Q2800	1	B1ABCE000015	Silicon transistors	
Q3001	1	B1ABCE000015	Silicon transistors	
Q4153	1	B1ABCE000015	Silicon transistors	
Q4702	1	B1ABCE000015	Silicon transistors	
Q4703	1	B1ABCE000015	Silicon transistors	
Q4704	1	B1ABCE000015	Silicon transistors	
Q4901	1	B1ABCE000015	Silicon transistors	
Q4902	1	B1ABCE000015	Silicon transistors	
Q4806	1	B1ADCE000027	Silicon transistors	
Q4513	1	B1ADCF000194	Silicon transistors	
Q4154	1	B1CFQD000008	Field effect transistors	
Q4514	1	B1HFCEA00001	Transistor arrays (Bipolar)	
Q4151	1	DSA500100L	Silicon transistors	
Q4152	1	DSA500100L	Silicon transistors	
Q4150	1	DSC500100L	Silicon transistors	

RESISTENCIAS

Posición	Cantidad	Clave	Descripción	Comentarios
R4125	1	D0GA100JA023	CHIP 10 OHM, 1/16W	
R4126	1	D0GA100JA023	CHIP 10 OHM, 1/16W	
R4127	1	D0GA100JA023	CHIP 10 OHM, 1/16W	
R4128	1	D0GA100JA023	CHIP 10 OHM, 1/16W	

1.0 Lista de partes de reemplazo

PLACA PRINCIPAL A

APLICA A MODELO: TC-L32X5X(TZRNP01PWUX).

Nota: sea cuidadoso en la selección de las partes las diferencias entre cada chasis están descritas en color rojo, todas las demás son iguales.

R0972	1	D0GA101JA023	CHIP 100 OHM, 1/16W	
R0973	1	D0GA101JA023	CHIP 100 OHM, 1/16W	
R3070	1	D0GA101JA023	CHIP 100 OHM, 1/16W	
R3192	1	D0GA101JA023	CHIP 100 OHM, 1/16W	
R3193	1	D0GA101JA023	CHIP 100 OHM, 1/16W	
R3195	1	D0GA101JA023	CHIP 100 OHM, 1/16W	
R3196	1	D0GA101JA023	CHIP 100 OHM, 1/16W	
R3205	1	D0GA101JA023	CHIP 100 OHM, 1/16W	
R3216	1	D0GA101JA023	CHIP 100 OHM, 1/16W	
R4025	1	D0GA101JA023	CHIP 100 OHM, 1/16W	
R4884	1	D0GA101JA023	CHIP 100 OHM, 1/16W	
R4885	1	D0GA101JA023	CHIP 100 OHM, 1/16W	
R4891	1	D0GA101JA023	CHIP 100 OHM, 1/16W	
R4892	1	D0GA101JA023	CHIP 100 OHM, 1/16W	
R4898	1	D0GA101JA023	CHIP 100 OHM, 1/16W	
R4899	1	D0GA101JA023	CHIP 100 OHM, 1/16W	
R8220	1	D0GA101JA023	CHIP 100 OHM, 1/16W	
R0944	1	D0GA102JA023	CHIP 1000 OHM, 1/16W	
R0945	1	D0GA102JA023	CHIP 1000 OHM, 1/16W	
R0971	1	D0GA102JA023	CHIP 1000 OHM, 1/16W	
R2006	1	D0GA102JA023	CHIP 1000 OHM, 1/16W	
R2009	1	D0GA102JA023	CHIP 1000 OHM, 1/16W	
R2027	1	D0GA102JA023	CHIP 1000 OHM, 1/16W	
R2042	1	D0GA102JA023	CHIP 1000 OHM, 1/16W	
R3099	1	D0GA102JA023	CHIP 1000 OHM, 1/16W	
R4554	1	D0GA102JA023	CHIP 1000 OHM, 1/16W	
R4724	1	D0GA102JA023	CHIP 1000 OHM, 1/16W	
R4748	1	D0GA102JA023	CHIP 1000 OHM, 1/16W	
R4757	1	D0GA102JA023	CHIP 1000 OHM, 1/16W	
R4875	1	D0GA102JA023	CHIP 1000 OHM, 1/16W	
R4876	1	D0GA102JA023	CHIP 1000 OHM, 1/16W	
R5010	1	D0GA102JA023	CHIP 1000 OHM, 1/16W	
R5063	1	D0GA102JA023	CHIP 1000 OHM, 1/16W	
R8099	1	D0GA102JA023	CHIP 1000 OHM, 1/16W	
R1953	1	D0GA103JA023	CHIP 10k OHM, 1/16W	
R2031	1	D0GA103JA023	CHIP 10k OHM, 1/16W	
R2033	1	D0GA103JA023	CHIP 10k OHM, 1/16W	
R3120	1	D0GA103JA023	CHIP 10k OHM, 1/16W	
R4027	1	D0GA103JA023	CHIP 10k OHM, 1/16W	
R4168	1	D0GA103JA023	CHIP 10k OHM, 1/16W	
R4169	1	D0GA103JA023	CHIP 10k OHM, 1/16W	
R4170	1	D0GA103JA023	CHIP 10k OHM, 1/16W	

R4563	1	D0GA103JA023	CHIP 10k OHM, 1/16W	
R4715	1	D0GA103JA023	CHIP 10k OHM, 1/16W	
R4721	1	D0GA103JA023	CHIP 10k OHM, 1/16W	
R4744	1	D0GA103JA023	CHIP 10k OHM, 1/16W	
R4747	1	D0GA103JA023	CHIP 10k OHM, 1/16W	
R4753	1	D0GA103JA023	CHIP 10k OHM, 1/16W	
R4756	1	D0GA103JA023	CHIP 10k OHM, 1/16W	
R5003	1	D0GA103JA023	CHIP 10k OHM, 1/16W	
R5036	1	D0GA103JA023	CHIP 10k OHM, 1/16W	
R5040	1	D0GA103JA023	CHIP 10k OHM, 1/16W	
R5182	1	D0GA103JA023	CHIP 10k OHM, 1/16W	
R5184	1	D0GA103JA023	CHIP 10k OHM, 1/16W	
R5606	1	D0GA103JA023	CHIP 10k OHM, 1/16W	
R5607	1	D0GA103JA023	CHIP 10k OHM, 1/16W	
R5608	1	D0GA103JA023	CHIP 10k OHM, 1/16W	
R5609	1	D0GA103JA023	CHIP 10k OHM, 1/16W	
R8100	1	D0GA103JA023	CHIP 10k OHM, 1/16W	
R8103	1	D0GA103JA023	CHIP 10k OHM, 1/16W	
R8137	1	D0GA103JA023	CHIP 10k OHM, 1/16W	
R8240	1	D0GA103JA023	CHIP 10k OHM, 1/16W	
R4922	1	D0GA104JA023	CHIP 100k OHM, 1/16W	
R8132	1	D0GA104JA023	CHIP 100k OHM, 1/16W	
R4031	1	D0GA151JA023	CHIP 150 OHM, 1/16W	
R4549	1	D0GA151JA023	CHIP 150 OHM, 1/16W	
R4550	1	D0GA151JA023	CHIP 150 OHM, 1/16W	
R4551	1	D0GA151JA023	CHIP 150 OHM, 1/16W	
R4912	1	D0GA151JA023	CHIP 150 OHM, 1/16W	
R4913	1	D0GA151JA023	CHIP 150 OHM, 1/16W	
R4914	1	D0GA151JA023	CHIP 150 OHM, 1/16W	
R4915	1	D0GA151JA023	CHIP 150 OHM, 1/16W	
R3201	1	D0GA153JA023	CHIP 15K OHM, 1/16W	
R3202	1	D0GA153JA023	CHIP 15K OHM, 1/16W	
R3206	1	D0GA153JA023	CHIP 15K OHM, 1/16W	
R3223	1	D0GA153JA023	CHIP 15K OHM, 1/16W	
R4866	1	D0GA153JA023	CHIP 15K OHM, 1/16W	
R5059	1	D0GA153JA023	CHIP 15K OHM, 1/16W	
R8741	1	D0GA153JA023	CHIP 15K OHM, 1/16W	
R8744	1	D0GA153JA023	CHIP 15K OHM, 1/16W	
R3175	1	D0GA180JA023	CHIP 18 OHM, 1/16W	
R3176	1	D0GA180JA023	CHIP 18 OHM, 1/16W	
R3178	1	D0GA180JA023	CHIP 18 OHM, 1/16W	
R5179	1	D0GA183JA023	CHIP 18 kOHM, 1/16W	

1.0 Lista de partes de reemplazo

PLACA PRINCIPAL A

APLICA A MODELO: TC-L32X5X(TZRNP01PWUX).

Nota: sea cuidadoso en la selección de las partes las diferencias entre cada chasis están descritas en color rojo, todas las demás son iguales.

R4548	1	D0GA220JA023	CHIP 22OHM, 1/16W	
R4749	1	D0GA220JA023	CHIP 22OHM, 1/16W	
R2012	1	D0GA222JA023	CHIP 2.2KOHM, 1/16W	
R5177	1	D0GA222JA023	CHIP 2.2KOHM, 1/16W	
R5178	1	D0GA222JA023	CHIP 2.2KOHM, 1/16W	
R2802	1	D0GA223JA023	CHIP 22KOHM, 1/16W	
R4123	1	D0GA223JA023	CHIP 22KOHM, 1/16W	
R4166	1	D0GA223JA023	CHIP 22KOHM, 1/16W	
R4859	1	D0GA223JA023	CHIP 22KOHM, 1/16W	
R4860	1	D0GA223JA023	CHIP 22KOHM, 1/16W	
R4867	1	D0GA223JA023	CHIP 22KOHM, 1/16W	
R4917	1	D0GA223JA023	CHIP 22KOHM, 1/16W	
R4918	1	D0GA223JA023	CHIP 22KOHM, 1/16W	
R4920	1	D0GA223JA023	CHIP 22KOHM, 1/16W	
R5007	1	D0GA223JA023	CHIP 22KOHM, 1/16W	
R5054	1	D0GA223JA023	CHIP 22KOHM, 1/16W	
R0900	1	D0GA272JA023	CHIP 2.7KOHM, 1/16W	
R0901	1	D0GA272JA023	CHIP 2.7KOHM, 1/16W	
R0906	1	D0GA272JA023	CHIP 2.7KOHM, 1/16W	
R0907	1	D0GA272JA023	CHIP 2.7KOHM, 1/16W	
R3228	1	D0GA273JA023	CHIP 27KOHM, 1/16W	
R5051	1	D0GA273JA023	CHIP 27KOHM, 1/16W	
R8150	1	D0GA330JA023	CHIP 33OHM, 1/16W	
R8151	1	D0GA330JA023	CHIP 33OHM, 1/16W	
R8152	1	D0GA330JA023	CHIP 33OHM, 1/16W	
R4845	1	D0GA331JA023	CHIP 330 OHM, 1/16W	
R4888	1	D0GA332JA023	CHIP 3.3k OHM, 1/16W	
R6004	1	D0GA332JA023	CHIP 3.3k OHM, 1/16W	
R6005	1	D0GA332JA023	CHIP 3.3k OHM, 1/16W	
R8019	1	D0GA470JA023	CHIP 47 OHM, 1/16W	
R4034	1	D0GA471JA023	CHIP 470 OHM, 1/16W	
R2029	1	D0GA472JA023	CHIP 4.7 kOHM, 1/16W	
R3071	1	D0GA472JA023	CHIP 4.7 kOHM, 1/16W	
R3121	1	D0GA472JA023	CHIP 4.7 kOHM, 1/16W	
R3199	1	D0GA472JA023	CHIP 4.7 kOHM, 1/16W	
R3200	1	D0GA472JA023	CHIP 4.7 kOHM, 1/16W	
R3219	1	D0GA472JA023	CHIP 4.7 kOHM, 1/16W	
R3220	1	D0GA472JA023	CHIP 4.7 kOHM, 1/16W	
R8101	1	D0GA472JA023	CHIP 4.7 kOHM, 1/16W	
R8155	1	D0GA472JA023	CHIP 4.7 kOHM, 1/16W	
R8156	1	D0GA472JA023	CHIP 4.7 kOHM, 1/16W	
R0970	1	D0GA473JA023	CHIP 47 kOHM, 1/16W	

R0974	1	D0GA473JA023	CHIP 47 kOHM, 1/16W	
R0975	1	D0GA473JA023	CHIP 47 kOHM, 1/16W	
R2018	1	D0GA473JA023	CHIP 47 kOHM, 1/16W	
R2019	1	D0GA473JA023	CHIP 47 kOHM, 1/16W	
R2034	1	D0GA473JA023	CHIP 47 kOHM, 1/16W	
R2035	1	D0GA473JA023	CHIP 47 kOHM, 1/16W	
R2036	1	D0GA473JA023	CHIP 47 kOHM, 1/16W	
R2801	1	D0GA473JA023	CHIP 47 kOHM, 1/16W	
R3127	1	D0GA473JA023	CHIP 47 kOHM, 1/16W	
R4124	1	D0GA473JA023	CHIP 47 kOHM, 1/16W	
R4167	1	D0GA473JA023	CHIP 47 kOHM, 1/16W	
R4560	1	D0GA473JA023	CHIP 47 kOHM, 1/16W	
R4718	1	D0GA473JA023	CHIP 47 kOHM, 1/16W	
R4719	1	D0GA473JA023	CHIP 47 kOHM, 1/16W	
R4745	1	D0GA473JA023	CHIP 47 kOHM, 1/16W	
R4746	1	D0GA473JA023	CHIP 47 kOHM, 1/16W	
R4754	1	D0GA473JA023	CHIP 47 kOHM, 1/16W	
R4755	1	D0GA473JA023	CHIP 47 kOHM, 1/16W	
R4916	1	D0GA473JA023	CHIP 47 kOHM, 1/16W	
R4919	1	D0GA473JA023	CHIP 47 kOHM, 1/16W	
R5183	1	D0GA473JA023	CHIP 47 kOHM, 1/16W	
R5185	1	D0GA473JA023	CHIP 47 kOHM, 1/16W	
R8742	1	D0GA473JA023	CHIP 47 kOHM, 1/16W	
R3122	1	D0GA560JA023	CHIP 56 OHM, 1/16W	
R3124	1	D0GA560JA023	CHIP 56 OHM, 1/16W	
R3194	1	D0GA560JA023	CHIP 56 OHM, 1/16W	
R4552	1	D0GA560JA023	CHIP 56 OHM, 1/16W	
R5034	1	D0GA560JA023	CHIP 56 OHM, 1/16W	
R5035	1	D0GA560JA023	CHIP 56 OHM, 1/16W	
R5006	1	D0GA563JA023	CHIP 56 KOHM, 1/16W	
R0947	1	D0GA680JA023	CHIP 68 OHM, 1/16W	
R1951	1	D0GA680JA023	CHIP 68 OHM, 1/16W	
R5175	1	D0GA680JA023	CHIP 68 OHM, 1/16W	
R5002	1	D0GA683JA023	CHIP 68 kOHM, 1/16W	
R5176	1	D0GA683JA023	CHIP 68 kOHM, 1/16W	
R1955	1	D0GAR00J0005	CHIP 0 OHM, 1/16W	
R3073	1	D0GAR00J0005	CHIP 0 OHM, 1/16W	
R3974	1	D0GAR00J0005	CHIP 0 OHM, 1/16W	
R4716	1	D0GB101JA069	CHIP 100 OHM, 1/16W	
R4717	1	D0GB101JA069	CHIP 100 OHM, 1/16W	
R4720	1	D0GB101JA069	CHIP 100 OHM, 1/16W	
R4722	1	D0GB101JA069	CHIP 100 OHM, 1/16W	

1.0 Lista de partes de reemplazo

PLACA PRINCIPAL A

APLICA A MODELO: TC-L32X5X(TZRNP01PWUX).

Nota: sea cuidadoso en la selección de las partes las diferencias entre cada chasis están descritas en color rojo, todas las demás son iguales.

R4723	1	D0GB101JA069	CHIP 100 OHM, 1/16W	
R4725	1	D0GB101JA069	CHIP 100 OHM, 1/16W	
R4726	1	D0GB101JA069	CHIP 100 OHM, 1/16W	
R4727	1	D0GB101JA069	CHIP 100 OHM, 1/16W	
R8708	1	D0GB2R2JA040	CHIP 2.2 OHM, 1/16W	
R8709	1	D0GB2R2JA040	CHIP 2.2 OHM, 1/16W	
R8730	1	D0GB2R2JA040	CHIP 2.2 OHM, 1/16W	
R8737	1	D0GB2R2JA040	CHIP 2.2 OHM, 1/16W	
R8110	1	D0GBR00J0004	CHIP 0.0 OHM, 1/16W	
R4158	1	D0GD271JA052	CHIP 270 OHM, 1/16W	
R4150	1	D0GD391JA052	CHIP 390 OHM, 1/16W	
R4157	1	D1BA1001A023	CHIP 1k OHM, 1/16W	
R8204	1	D1BA1001A023	CHIP 1k OHM, 1/16W	
R8207	1	D1BA1001A023	CHIP 1k OHM, 1/16W	
R8226	1	D1BA1001A023	CHIP 1k OHM, 1/16W	
R8227	1	D1BA1001A023	CHIP 1k OHM, 1/16W	
R4154	1	D1BA1002A023	CHIP 10k OHM, 1/16W	
R4155	1	D1BA1002A023	CHIP 10k OHM, 1/16W	
R4181	1	D1BA1002A023	CHIP 10k OHM, 1/16W	
R8704	1	D1BA1052A023	CHIP 10.5k OHM, 1/16W	
R8732	1	D1BA1071A023	CHIP 1070 OHM, 1/16W	
R4172	1	D1BA1203A023	CHIP 120 kOHM, 1/16W	
R8739	1	D1BA1821A023	CHIP 1820 kOHM, 1/16W	
R4153	1	D1BA2001A023	CHIP 2 kOHM, 1/16W	
R8701	1	D1BA2001A023	CHIP 2 kOHM, 1/16W	
R8705	1	D1BA2001A023	CHIP 2 kOHM, 1/16W	
R8734	1	D1BA2001A023	CHIP 2 kOHM, 1/16W	
R8740	1	D1BA2001A023	CHIP 2 kOHM, 1/16W	
R4151	1	D1BA2201A023	CHIP 2 kOHM, 1/16W	
R4162	1	D1BA2201A023	CHIP 2 kOHM, 1/16W	
R4184	1	D1BA2202A023	CHIP 2.2 kOHM, 1/16W	
R5012	1	D1BA2202A023	CHIP 2.2 kOHM, 1/16W	
R8222	1	D1BA2400A023	CHIP 240 OHM, 1/16W	
R8105	1	D1BA2402A023	CHIP 24 kOHM, 1/16W	
R4152	1	D1BA3002A023	CHIP 30 kOHM, 1/16W	
R4171	1	D1BA3002A023	CHIP 30 kOHM, 1/16W	
R4159	1	D1BA3301A023	CHIP 3300 OHM, 1/16W	
R4160	1	D1BA3301A023	CHIP 3300 OHM, 1/16W	
R4161	1	D1BA3601A023	CHIP 3600 OHM, 1/16W	
R5009	1	D1BA5602A023	CHIP 3600 OHM, 1/16W	
R8700	1	D1BA6341A023	CHIP 6340 OHM, 1/16W	
R2046	1	D1BA7151A023	CHIP 7150 OHM, 1/16W	

R2026	1	D1BB5601A055	CHIP 5600 OHM, 1/16W	
R3103	1	D1BD75R0A066	CHIP 70 OHM, 1/16W	
R3105	1	D1BD75R0A066	CHIP 70 OHM, 1/16W	
R3203	1	D1BD75R0A066	CHIP 70 OHM, 1/16W	
R3214	1	D1BF75R0A073	CHIP 70 OHM, 1/16W	
R8130	1	D1BF75R0A073	CHIP 70 OHM, 1/16W	
R4121	1	EXB28V100JX	CHIP 10 OHM,	
R4122	1	EXB28V100JX	CHIP 10 OHM,	
R3123	1	EXB28V101JX	CHIP 100 OHM,	
R8224	1	EXB28V101JX	CHIP 100 OHM,	
R8225	1	EXB28V101JX	CHIP 100 OHM,	
R8242	1	EXB28V101JX	CHIP 100 OHM,	
R8243	1	EXB28V101JX	CHIP 100 OHM,	
R8244	1	EXB28V101JX	CHIP 100 OHM,	
R8245	1	EXB28V101JX	CHIP 100 OHM,	
R5032	1	EXB28V103JX	CHIP 10 KOHM,	
R4028	1	EXB28V151JX	CHIP 150 OHM,	
R4032	1	EXB28V471JX	CHIP 470 OHM,	
R3072	1	EXB28V474JX	CHIP 470 KOHM,	
R3109	1	EXB28V474JX	CHIP 470 KOHM,	
R5033	1	EXB28V560JX	CHIP 56 OHM,	
R5037	1	EXB28V560JX	CHIP 56 OHM,	
R5038	1	EXB28V560JX	CHIP 56 OHM,	
R8743	1	F1G1C104A077	C 0.10μF, K, 16V	

OTROS

Posición	Cantidad	Clave	Descripción	Comentarios
X4800	1	H0J240500067	Surface mounting crystal resonators	
X8301	1	H0J270500137	Surface mounting crystal resonators	
A09	1	K1KY16BA0394	2-piece connectors for in-equipment use	
A10	1	K1KA07B00135	2-piece connectors for in-equipment use	
A12	1	K1KY04B00013	2-piece connectors for in-equipment use	
A15	1	K1MY60BA0526	1-piece connectors for in-equipment use	
CN0100	1	K1KA14A00248	2-piece connectors for in-equipment use	
JK1000	1	K1FY119D0025	Rectangular connectors for I/F use (equi	
JK1001	1	K1FY119D0025	Rectangular connectors for I/F use (equi	
JK1002	1	K1FY119E0050	Rectangular connectors for I/F use (equi	
JK1031	1	K1FY104B0082	Rectangular connectors for I/F use (equi	
JK3000	1	K1U812A00003	Multiple connectors units, different typ	
JK3703	1	K1FY315A0014	Rectangular connectors for I/F use (equi	
JK4800	1	K1ZZ00001531	Other connectors	
JK8850	1	K1NA12E00016	Special connectors for in-equipment use	
JS0018	1	D0GAR00J0005	Surface mounting fixed resistors , recta	

1.0 Lista de partes de reemplazo

PLACA PRINCIPAL A

APLICA A MODELO: TC-L32X5X(TZRNP01PWUX).

Nota: sea cuidadoso en la selección de las partes las diferencias entre cada chasis están descritas en color rojo, todas las demás son iguales.

JS0029	1	D0GAR00J0005	Surface mounting fixed resistors , recta

1.1 Lista de partes de reemplazo **PLACA PRINCIPAL A**

APLICA A MODELO: TC-L32X5H (TZRNP01NGUH), TC-L32X5L (TZRNP01MYUL).

Nota: sea cuidadoso en la selección de las partes las diferencias entre cada chasis están descritas en color rojo, todas las demás son iguales.

CAPACITORES

Posición	Cantidad	Clave	Descripción	Comentarios
C5613	1	EEEHB0J221UP	Surface mounting aluminum non-solid elec	
C3058	1	F1G1A105A047	Chip Cap 1 µF, J, 10V	
C3059	1	F1G1A105A047	Chip Cap 1 µF, J, 10V	
C3159	1	F1G1A105A047	Chip Cap 1 µF, J, 10V	
C3160	1	F1G1A105A047	Chip Cap 1 µF, J, 10V	
C3161	1	F1G1A105A047	Chip Cap 1 µF, J, 10V	
C4170	1	F1G1A105A047	Chip Cap 1 µF, J, 10V	
C4180	1	F1G1A105A047	Chip Cap 1 µF, J, 10V	
C4546	1	F1G1A105A047	Chip Cap 1 µF, J, 10V	
C4548	1	F1G1A105A047	Chip Cap 1 µF, J, 10V	
C4812	1	F1G1A105A047	Chip Cap 1 µF, J, 10V	
C4813	1	F1G1A105A047	Chip Cap 1 µF, J, 10V	
C5021	1	F1G1A105A047	Chip Cap 1 µF, J, 10V	
C5022	1	F1G1A105A047	Chip Cap 1 µF, J, 10V	
C8014	1	F1G1A105A047	Chip Cap 1 µF, J, 10V	
C8015	1	F1G1A105A047	Chip Cap 1 µF, J, 10V	
C8305	1	F1G1A105A047	Chip Cap 1 µF, J, 10V	
C8306	1	F1G1A105A047	Chip Cap 1 µF, J, 10V	
C8307	1	F1G1A105A047	Chip Cap 1 µF, J, 10V	
C8308	1	F1G1A105A047	Chip Cap 1 µF, J, 10V	
C8309	1	F1G1A105A047	Chip Cap 1 µF, J, 10V	
C8310	1	F1G1A105A047	Chip Cap 1 µF, J, 10V	
C8311	1	F1G1A105A047	Chip Cap 1 µF, J, 10V	
C2802	1	F1G1C1030008	C 0.010µF, K, 16V	SOLO 32X5L
C4205	1	F1G1C1030008	C 0.010µF, K, 16V	
C5150	1	F1G1C1030008	C 0.010µF, K, 16V	
C5171	1	F1G1C1030008	C 0.010µF, K, 16V	
C2005	1	F1G1C104A077	C 0.10µF, K, 16V	
C2009	1	F1G1C104A077	C 0.10µF, K, 16V	
C2750	1	F1G1C104A077	C 0.10µF, K, 16V	
C3024	1	F1G1C104A077	C 0.10µF, K, 16V	
C3036	1	F1G1C104A077	C 0.10µF, K, 16V	
C3045	1	F1G1C104A077	C 0.10µF, K, 16V	
C3080	1	F1G1C104A077	C 0.10µF, K, 16V	
C3146	1	F1G1C104A077	C 0.10µF, K, 16V	
C3158	1	F1G1C104A077	C 0.10µF, K, 16V	
C4122	1	F1G1C104A077	C 0.10µF, K, 16V	
C4123	1	F1G1C104A077	C 0.10µF, K, 16V	
C4124	1	F1G1C104A077	C 0.10µF, K, 16V	
C4125	1	F1G1C104A077	C 0.10µF, K, 16V	

Posición	Cantitdad	Clave	Descripción	Comentarios
C4126	1	F1G1C104A077	C 0.10µF, K, 16V	
C4127	1	F1G1C104A077	C 0.10µF, K, 16V	
C4129	1	F1G1C104A077	C 0.10µF, K, 16V	
C4130	1	F1G1C104A077	C 0.10µF, K, 16V	
C4131	1	F1G1C104A077	C 0.10µF, K, 16V	
C4132	1	F1G1C104A077	C 0.10µF, K, 16V	
C4133	1	F1G1C104A077	C 0.10µF, K, 16V	
C4151	1	F1G1C104A077	C 0.10µF, K, 16V	
C4809	1	F1G1C104A077	C 0.10µF, K, 16V	
C4810	1	F1G1C104A077	C 0.10µF, K, 16V	
C4811	1	F1G1C104A077	C 0.10µF, K, 16V	
C5020	1	F1G1C104A077	C 0.10µF, K, 16V	
C5616	1	F1G1C104A077	C 0.10µF, K, 16V	
C5625	1	F1G1C104A077	C 0.10µF, K, 16V	
C8004	1	F1G1C104A077	C 0.10µF, K, 16V	
C8005	1	F1G1C104A077	C 0.10µF, K, 16V	
C8006	1	F1G1C104A077	C 0.10µF, K, 16V	
C8011	1	F1G1C104A077	C 0.10µF, K, 16V	
C8016	1	F1G1C104A077	C 0.10µF, K, 16V	
C8023	1	F1G1C104A077	C 0.10µF, K, 16V	
C8028	1	F1G1C104A077	C 0.10µF, K, 16V	
C8029	1	F1G1C104A077	C 0.10µF, K, 16V	
C8031	1	F1G1C104A077	C 0.10µF, K, 16V	
C8034	1	F1G1C104A077	C 0.10µF, K, 16V	
C8035	1	F1G1C104A077	C 0.10µF, K, 16V	
C8041	1	F1G1C104A077	C 0.10µF, K, 16V	
C8044	1	F1G1C104A077	C 0.10µF, K, 16V	
C8046	1	F1G1C104A077	C 0.10µF, K, 16V	
C8047	1	F1G1C104A077	C 0.10µF, K, 16V	
C8050	1	F1G1C104A077	C 0.10µF, K, 16V	
C8051	1	F1G1C104A077	C 0.10µF, K, 16V	
C8053	1	F1G1C104A077	C 0.10µF, K, 16V	
C8054	1	F1G1C104A077	C 0.10µF, K, 16V	
C8102	1	F1G1C104A077	C 0.10µF, K, 16V	
C8112	1	F1G1C104A077	C 0.10µF, K, 16V	
C8200	1	F1G1C104A077	C 0.10µF, K, 16V	
C8203	1	F1G1C104A077	C 0.10µF, K, 16V	
C8204	1	F1G1C104A077	C 0.10µF, K, 16V	
C8205	1	F1G1C104A077	C 0.10µF, K, 16V	
C8206	1	F1G1C104A077	C 0.10µF, K, 16V	
C8208	1	F1G1C104A077	C 0.10µF, K, 16V	

1.1 Lista de partes de reemplazo **PLACA PRINCIPAL A**

APLICA A MODELO: TC-L32X5H (TZRNP01NGUH), TC-L32X5L (TZRNP01MYUL).

Nota: sea cuidadoso en la selección de las partes las diferencias entre cada chasis están descritas en color rojo, todas las demás son iguales.

C8210	1	F1G1C104A077	C 0.10μF, K, 16V	
C8212	1	F1G1C104A077	C 0.10μF, K, 16V	
C8215	1	F1G1C104A077	C 0.10μF, K, 16V	
C8218	1	F1G1C104A077	C 0.10μF, K, 16V	
C8220	1	F1G1C104A077	C 0.10μF, K, 16V	
C8221	1	F1G1C104A077	C 0.10μF, K, 16V	
C8224	1	F1G1C104A077	C 0.10μF, K, 16V	
C8225	1	F1G1C104A077	C 0.10μF, K, 16V	
C8302	1	F1G1C104A077	C 0.10μF, K, 16V	
C8303	1	F1G1C104A077	C 0.10μF, K, 16V	
C8304	1	F1G1C104A077	C 0.10μF, K, 16V	
C8619	1	F1G1C104A077	C 0.10μF, K, 16V	
C8620	1	F1G1C104A077	C 0.10μF, K, 16V	
C8627	1	F1G1C104A077	C 0.10μF, K, 16V	
C8716	1	F1G1C104A077	C 0.10μF, K, 16V	
C8717	1	F1G1C104A077	C 0.10μF, K, 16V	
C8900	1	F1G1C104A077	C 0.10μF, K, 16V	
C8901	1	F1G1C104A077	C 0.10μF, K, 16V	
C8902	1	F1G1C104A077	C 0.10μF, K, 16V	
C8903	1	F1G1C104A077	C 0.10μF, K, 16V	
C8711	1	F1G1C223A081	C 22KpF, K, 16V	
C8769	1	F1G1C223A081	C 22KpF, K, 16V	
C8110	1	F1G1C223A146	C 22KpF, K, 16V	
C1000	1	F1G1E1030005	C 0.01 μF K, 25V	
C8700	1	F1G1E1030005	C 0.01 μF K, 25V	
C8705	1	F1G1E1030005	C 0.01 μF K, 25V	
C8707	1	F1G1E1030005	C 0.01 μF K, 25V	
C8712	1	F1G1E272A123	C 2700pF K, 25V	
C4179	1	F1G1E472A144	C 4700pF K, 25V	
C8100	1	F1G1E682A059	C 6800pF K, 25V	
C8621	1	F1G1H100A834	C 10PF, K, 50V	
C8622	1	F1G1H100A834	C 10PF, K, 50V	
C8623	1	F1G1H100A834	C 10PF, K, 50V	
C8624	1	F1G1H100A834	C 10PF, K, 50V	
C8625	1	F1G1H100A834	C 10PF, K, 50V	
C8626	1	F1G1H100A834	C 10PF, K, 50V	
C2775	1	F1G1H101A834	C 100pF, K, 50V	
C4814	1	F1G1H101A834	C 1000pF, K, 50V	
C2003	1	F1G1H1020008	C 1000pF, K, 50V	
C2007	1	F1G1H1020008	C 1000pF, K, 50V	
C2751	1	F1G1H1020008	C 1000pF, K, 50V	
C2752	1	F1G1H1020008	C 1000pF, K, 50V	

C2753	1	F1G1H1020008	C 1000pF, K, 50V	
C2754	1	F1G1H1020008	C 1000pF, K, 50V	
C2755	1	F1G1H1020008	C 1000pF, K, 50V	
C4801	1	F1G1H1020008	C 1000pF, K, 50V	
C4803	1	F1G1H1020008	C 1000pF, K, 50V	
C4805	1	F1G1H1020008	C 1000pF, K, 50V	SOLO 32X5L
C4934	1	F1G1H1020008	C 1000pF, K, 50V	
C4935	1	F1G1H1020008	C 1000pF, K, 50V	
C4936	1	F1G1H1020008	C 1000pF, K, 50V	
C4937	1	F1G1H1020008	C 1000pF, K, 50V	
C8055	1	F1G1H1020008	C 1000pF, K, 50V	
C4174	1	F1G1H180A834	C 18PF, K, 50V	
C4800	1	F1G1H220A834	C 22pF, K, 50V	
C3099	1	F1G1H561A830	C 560pF, K, 50V	
C3100	1	F1G1H561A830	C 560pF, K, 50V	
C3153	1	F1G1H561A830	C 560pF, K, 50V	
C3154	1	F1G1H561A830	C 560pF, K, 50V	
C3167	1	F1G1H561A830	C 560pF, K, 50V	
C3168	1	F1G1H561A830	C 560pF, K, 50V	
C8300	1	F1G1H6R00009	C 6pF, C, 50V	
C8301	1	F1G1H7R00009	C 7pF, C, 50V	
C3107	1	F1H1A105A099	C 1μF, K, 10V	
C3110	1	F1H1A105A099	C 1μF, K, 10V	
C3169	1	F1H1A105A099	C 1μF, K, 10V	
C3170	1	F1H1A105A099	C 1μF, K, 10V	
C5000	1	F1H1A105A099	C 1μF, K, 10V	
C5002	1	F1H1A105A099	C 1μF, K, 10V	
C5004	1	F1H1A105A099	C 1μF, K, 10V	
C5012	1	F1H1A105A099	C 1μF, K, 10V	
C5476	1	F1H1A105A099	C 1μF, K, 10V	
C5477	1	F1H1A105A099	C 1μF, K, 10V	
C8764	1	F1H1A105A099	C 1μF, K, 10V	
C8765	1	F1H1A105A099	C 1μF, K, 10V	
C4187	1	F1H1A225A051	C 2.2μF, K, 10V	
C2805	1	F1H1C104A041	C 0.22μF, K, 10V	SOLO 32X5L
C4134	1	F1H1C105A145	C 1μF, K, 16V	
C4189	1	F1H1C105A145	C 1μF, K, 16V	
C5026	1	F1H1C105A145	C 1μF, K, 16V	
C8101	1	F1H1C105A145	C 1μF, K, 16V	
C8111	1	F1H1C105A145	C 1μF, K, 16V	
C8108	1	F1H1E104A029	C 0.1μF, K, 25V	
C8118	1	F1H1E104A029	C 0.1μF, K, 25V	

1.1 Lista de partes de reemplazo **PLACA PRINCIPAL A**

APLICA A MODELO: TC-L32X5H (TZRNP01NGUH), TC-L32X5L (TZRNP01MYUL).

Nota: sea cuidadoso en la selección de las partes las diferencias entre cada chasis están descritas en color rojo, todas las demás son iguales.

C1951	1	F1H1H102A831	C 1000pF, K, 50V	
C5151	1	F1H1H103B047	C 10000pF, K, 50V	
C4120	1	F1H1H104B047	C 0.1μF, K, 50V	
C4121	1	F1H1H104B047	C 0.1μF, K, 50V	
C4153	1	F1H1H104B047	C 0.1μF, K, 50V	
C4154	1	F1H1H104B047	C 0.1μF, K, 50V	
C4158	1	F1H1H104B047	C 0.1μF, K, 50V	
C4160	1	F1H1H104B047	C 0.1μF, K, 50V	
C4162	1	F1H1H104B047	C 0.1μF, K, 50V	
C4169	1	F1H1H104B047	C 0.1μF, K, 50V	
C4911	1	F1H1H104B047	C 0.1μF, K, 50V	
C4913	1	F1H1H104B047	C 0.1μF, K, 50V	
C4915	1	F1H1H104B047	C 0.1μF, K, 50V	
C4917	1	F1H1H104B047	C 0.1μF, K, 50V	
C4926	1	F1H1H223B047	C 0.022μF, K, 50V	
C4927	1	F1H1H223B047	C 0.022μF, K, 50V	
C4928	1	F1H1H223B047	C 0.022μF, K, 50V	
C4929	1	F1H1H223B047	C 0.022μF, K, 50V	
C4930	1	F1H1H223B047	C 0.022μF, K, 50V	
C4931	1	F1H1H223B047	C 0.022μF, K, 50V	
C4932	1	F1H1H223B047	C 0.022μF, K, 50V	
C4933	1	F1H1H223B047	C 0.022μF, K, 50V	
C4155	1	F1H1H473B047	C 0.047μF, K, 50V	
C4156	1	F1H1H473B047	C 0.047μF, K, 50V	
C4157	1	F1H1H473B047	C 0.047μF, K, 50V	
C4159	1	F1H1H473B047	C 0.047μF, K, 50V	
C8026	1	F1J0G2260001	C 22μF, K, 4V	
C8105	1	F1J0G2260001	C 22μF, K, 4V	
C8106	1	F1J0G2260001	C 22μF, K, 4V	
C8115	1	F1J0G2260001	C 22μF, K, 4V	
C8116	1	F1J0G2260001	C 22μF, K, 4V	
C2811	1	F1J1A106A087	C 10μF, K, 10V	SOLO 32X5L
C3093	1	F1J1A106A087	C 10μF, K, 10V	
C3095	1	F1J1A106A087	C 10μF, K, 10V	
C3097	1	F1J1A106A087	C 10μF, K, 10V	
C3098	1	F1J1A106A087	C 10μF, K, 10V	
C3162	1	F1J1A106A087	C 10μF, K, 10V	
C3163	1	F1J1A106A087	C 10μF, K, 10V	
C3164	1	F1J1A106A087	C 10μF, K, 10V	
C3165	1	F1J1A106A087	C 10μF, K, 10V	
C3166	1	F1J1A106A087	C 10μF, K, 10V	
C3171	1	F1J1A106A087	C 10μF, K, 10V	

C3172	1	F1J1A106A087	C 10μF, K, 10V	
C3173	1	F1J1A106A087	C 10μF, K, 10V	
C4128	1	F1J1A106A087	C 10μF, K, 10V	
C4202	1	F1J1A106A087	C 10μF, K, 10V	
C4206	1	F1J1A106A087	C 10μF, K, 10V	
C4970	1	F1J1A106A087	C 10μF, K, 10V	
C4971	1	F1J1A106A087	C 10μF, K, 10V	
C5624	1	F1J1A106A087	C 10μF, K, 10V	
C8001	1	F1J1A106A087	C 10μF, K, 10V	
C8009	1	F1J1A106A087	C 10μF, K, 10V	
C8019	1	F1J1A106A087	C 10μF, K, 10V	
C8024	1	F1J1A106A087	C 10μF, K, 10V	
C8025	1	F1J1A106A087	C 10μF, K, 10V	
C8037	1	F1J1A106A087	C 10μF, K, 10V	
C8042	1	F1J1A106A087	C 10μF, K, 10V	
C8207	1	F1J1A106A087	C 10μF, K, 10V	
C8216	1	F1J1A106A087	C 10μF, K, 10V	
C8628	1	F1J1A106A087	C 10μF, K, 10V	
C8715	1	F1J1A106A087	C 10μF, K, 10V	
C3008	1	F1J1A106A110	C 10μF, K, 10V	
C3057	1	F1J1A106A110	C 10μF, K, 10V	
C3077	1	F1J1A106A110	C 10μF, K, 10V	
C4802	1	F1J1A106A110	C 10μF, K, 10V	
C4804	1	F1J1A106A110	C 10μF, K, 10V	
C4806	1	F1J1A106A110	C 10μF, K, 10V	SOLO 32X5L
C8702	1	F1J1A106A110	C 10μF, K, 10V	
C8703	1	F1J1A106A110	C 10μF, K, 10V	
C8708	1	F1J1A106A110	C 10μF, K, 10V	
C8709	1	F1J1A106A110	C 10μF, K, 10V	
C8710	1	F1J1A106A110	C 10μF, K, 10V	
C8772	1	F1J1A106A110	C 10μF, K, 10V	
C8773	1	F1J1A106A110	C 10μF, K, 10V	
C8714	1	F1J1A475A112	C 4.7μF, K, 10V	
C4201	1	F1J1C475A225	C 4.7μF, K, 16V	
C4152	1	F1J1E105A256	C 1μF, K, 25V	
C4161	1	F1J1E105A256	C 1μF, K, 25V	
C4909	1	F1J1E105A256	C 1μF, K, 25V	
C4912	1	F1J1E105A256	C 1μF, K, 25V	
C4914	1	F1J1E105A256	C 1μF, K, 25V	
C4918	1	F1J1E105A256	C 1μF, K, 25V	
C5006	1	F1J1E105A256	C 1μF, K, 25V	
C4921	1	F1J1E474A272	C 0.47μF, K, 25V	

1.1 Lista de partes de reemplazo **PLACA PRINCIPAL A**

APLICA A MODELO: TC-L32X5H (TZRNP01NGUH), TC-L32X5L (TZRNP01MYUL).

Nota: sea cuidadoso en la selección de las partes las diferencias entre cada chasis están descritas en color rojo, todas las demás son iguales.

C4922	1	F1J1E474A272	C 0.47μF, K, 25V	
C4924	1	F1J1E474A272	C 0.47μF, K, 25V	
C4925	1	F1J1E474A272	C 0.47μF, K, 25V	
C4175	1	F1J1E475A182	C 4.7μF, K, 25V	
C4176	1	F1J1E475A182	C 4.7μF, K, 25V	
C4177	1	F1J1E475A182	C 4.7μF, K, 25V	
C4178	1	F1J1E475A182	C 4.7μF, K, 25V	
C4150	1	F1J1E475A267	C 4.7μF, K, 25V	
C4181	1	F1J1E475A267	C 4.7μF, K, 25V	
C2002	1	F1K1E106A134	C 10μF, K, 25V	
C2004	1	F1K1E106A134	C 10μF, K, 25V	
C2006	1	F1K1E106A134	C 10μF, K, 25V	
C2008	1	F1K1E106A134	C 10μF, K, 25V	
C4163	1	F1K1E106A134	C 10μF, K, 25V	
C4164	1	F1K1E106A134	C 10μF, K, 25V	
C4907	1	F1K1E106A134	C 10μF, K, 25V	
C4910	1	F1K1E106A134	C 10μF, K, 25V	
C4916	1	F1K1E106A134	C 10μF, K, 25V	
C4976	1	F1K1E106A134	C 10μF, K, 25V	
C4977	1	F1K1E106A134	C 10μF, K, 25V	
C8103	1	F1K1E106A134	C 10μF, K, 25V	
C8113	1	F1K1E106A134	C 10μF, K, 25V	
C8721	1	F1K1E106A134	C 10μF, K, 25V	
C8722	1	F1K1E106A134	C 10μF, K, 25V	
C8723	1	F1K1E106A134	C 10μF, K, 25V	
C8724	1	F1K1E106A134	C 10μF, K, 25V	
C4165	1	F1K1E225A167	C 2.2μF, K, 25V	
C4166	1	F1K1E225A167	C 2.2μF, K, 25V	
C4167	1	F1K1E225A167	C 2.2μF, K, 25V	
C4168	1	F1K1E225A167	C 2.2μF, K, 25V	
C5001	1	F2H0J1010009	C 100μF, K, 6.3V	
C3105	1	F2H1A101A040	C 100μF, K, 10V	

DIODOS

Posición	Cantidad	Clave	Descripción	Comentarios
D4165	1	B0BC01000035	Voltage regulation diodes	
D4173	1	B0BC01700030	Voltage regulation diodes	
D4201	1	B0BC4R700007	Voltage regulation diodes	
D1000	1	B0JCCE000021	Schottky barrier diodes	
D4773	1	B0JCCE000021	Schottky barrier diodes	
D5480	1	B0JCCE000021	Schottky barrier diodes	
D4150	1	B0JCDE000006	Schottky barrier diodes	
D4152	1	B0JCDE000006	Schottky barrier diodes	
D4153	1	B0JCDE000006	Schottky barrier diodes	
D4154	1	B0JCDE000006	Schottky barrier diodes	
D4159	1	B0JCDE000006	Schottky barrier diodes	
D4160	1	B0JCDE000006	Schottky barrier diodes	
D4161	1	B0JCDE000006	Schottky barrier diodes	
D4162	1	B0JCDE000006	Schottky barrier diodes	
D4172	1	B0JCPG000032	Schottky barrier diodes	
D2800B	1	B3AAB0000379	Light emitting devices (Visible p	SOLO 32X5L
D4001	1	DA2J10100L	Switching diodes	
D4156	1	DA2J10100L	Switching diodes	
D4157	1	DA2J10100L	Switching diodes	
D4166	1	DA2J10100L	Switching diodes	
D4167	1	DA2J10100L	Switching diodes	
D4175	1	DA2J10100L	Switching diodes	
D5173	1	DA2J10100L	Switching diodes	
D5175	1	DA2J10100L	Switching diodes	
D8716	1	DA2J10100L	Switching diodes	
D4151	1	DB2J30900L	Schottky barrier diodes	
D4704	1	DB2J30900L	Schottky barrier diodes	
D5180	1	DZ2J033M0L	Voltage regulation diodes	
D5174	1	DZ2J110M0L	Voltage regulation diodes	
D5172	1	DZ2J180M0L	Voltage regulation diodes	
D4163	1	DZ2J200M0L	Voltage regulation diodes	
D4174	1	DZ2J220M0L	Voltage regulation diodes	
D4155	1	DZ2J330M0L	Voltage regulation diodes	
D2005	1	EZJZ0V120JA	Varistors	
D3050	1	K7AAAY000015	Optical links	

CIRCUITOS INTEGRADOS

Posición	Cantidad	Clave	Descripción	Comentarios
IC5000	1	AN34043A-VF	ICs for video / audio	
IC8702	1	C0DBAFG00029	ICs for power supply	
IC8700	1	C0DBAYY00915	ICs for power supply	
IC8701	1	C0DBAYY00915	ICs for power supply	
IC4150	1	C0DBAYY01246	ICs for power supply	
IC8100	1	C0DBAYY01284	ICs for power supply	
IC8101	1	C0DBAYY01285	ICs for power supply	
IC5416	1	C0DBGYY00281	ICs for power supply	
IC8706	1	C0DBGYY00887	ICs for power supply	
IC5602	1	C0DBZYY00368	ICs for power supply	
IC4120	1	C0FBBY000086	A/D converters, D/A converters	
IC3001	1	C1AB00003385	ICs for video / audio	
IC4900	1	C1AB00003705	ICs for video / audio	

1.1 Lista de partes de reemplazo **PLACA PRINCIPAL A**

APLICA A MODELO: TC-L32X5H (TZRNP01NGUH), TC-L32X5L (TZRNP01MYUL).

Nota: sea cuidadoso en la selección de las partes las diferencias entre cada chasis están descritas en color rojo, todas las demás son iguales.

IC8200	1	C3ABTY000059	DRAM	
IC8201	1	C3ABTY000059	DRAM	
IC8901	1	C3EBGY000038	EEPROM	
IC8902	1	C3EBHY000030	EEPROM	
IC8000	1	MN2WS0178E	ICs for video / audio	
IC8900	1	TVRS855AB	FLASH memories	

BOBINAS

Posición	Cantidad	Clave	Descripción	Comentarios
L8605	1	D0GAR00J0005	Surface mounting fixed resistors , recta	
L3006	1	G1C100MA0072	Surface mounting inductors	
L4900	1	G1C150MA0426	Surface mounting inductors	
L4901	1	G1C150MA0426	Surface mounting inductors	
L4902	1	G1C150MA0426	Surface mounting inductors	
L4903	1	G1C150MA0426	Surface mounting inductors	
L8100	1	G1C2R2ZA0311	Surface mounting inductors	
L8101	1	G1C2R2ZA0311	Surface mounting inductors	
L4153	1	G1C330MA0234	Surface mounting inductors	
L8700	1	G1C4R7MA0416	Surface mounting inductors	
L8701	1	G1C4R7MA0416	Surface mounting inductors	
L4803	1	G1CR39J00009	Surface mounting inductors	
L4804	1	G1CR39J00009	Surface mounting inductors	
L4805	1	J0JCC0000278	Filter for EMI / EMC (Beads cores)	
L3000	1	J0JCC0000287	Filter for EMI / EMC (Beads cores)	
L3001	1	J0JCC0000287	Filter for EMI / EMC (Beads cores)	
L3002	1	J0JCC0000287	Filter for EMI / EMC (Beads cores)	
L3119	1	J0JCC0000287	Filter for EMI / EMC (Beads cores)	
L3120	1	J0JCC0000287	Filter for EMI / EMC (Beads cores)	
L3121	1	J0JCC0000287	Filter for EMI / EMC (Beads cores)	
L3122	1	J0JCC0000287	Filter for EMI / EMC (Beads cores)	
L3123	1	J0JCC0000287	Filter for EMI / EMC (Beads cores)	
L8003	1	J0JCC0000287	Filter for EMI / EMC (Beads cores)	
L8015	1	J0JCC0000287	Filter for EMI / EMC (Beads cores)	
L8016	1	J0JCC0000287	Filter for EMI / EMC (Beads cores)	
L4800	1	J0JGC0000020	Filter for EMI / EMC (Beads cores)	
L4801	1	J0JGC0000020	Filter for EMI / EMC (Beads cores)	
L4802	1	J0JGC0000020	Filter for EMI / EMC (Beads cores)	SOLO 32X5L
L5601	1	J0JHC0000045	Filter for EMI / EMC (Beads cores)	
L8005	1	J0JHC0000045	Filter for EMI / EMC (Beads cores)	
L8006	1	J0JHC0000045	Filter for EMI / EMC (Beads cores)	
L8007	1	J0JHC0000045	Filter for EMI / EMC (Beads cores)	
L4150	1	J0JHC0000046	Filter for EMI / EMC (Beads cores)	
L4152	1	J0JHC0000046	Filter for EMI / EMC (Beads cores)	
L4200	1	J0JHC0000046	Filter for EMI / EMC (Beads cores)	
L2002	1	J0JHC0000078	Filter for EMI / EMC (Beads cores)	
L2301	1	J0JHC0000078	Filter for EMI / EMC (Beads cores)	
L2310	1	J0JHC0000078	Filter for EMI / EMC (Beads cores)	
L2311	1	J0JHC0000078	Filter for EMI / EMC (Beads cores)	
L2312	1	J0JHC0000078	Filter for EMI / EMC (Beads cores)	
L2313	1	J0JHC0000078	Filter for EMI / EMC (Beads cores)	
L8009	1	J0JKC0000021	Filter for EMI / EMC (Beads cores)	
L2001	1	J0JYC0000065	Filter for EMI / EMC (Beads cores)	
L2750	1	J0JYC0000065	Filter for EMI / EMC (Beads cores)	
L2751	1	J0JYC0000065	Filter for EMI / EMC (Beads cores)	
L2752	1	J0JYC0000065	Filter for EMI / EMC (Beads cores)	
L2754	1	J0JYC0000065	Filter for EMI / EMC (Beads cores)	
L4700	1	J0JYC0000068	Filter for EMI / EMC (Beads cores)	
L4701	1	J0JYC0000068	Filter for EMI / EMC (Beads cores)	
L4703	1	J0JYC0000068	Filter for EMI / EMC (Beads cores)	
L4704	1	J0JYC0000068	Filter for EMI / EMC (Beads cores)	
L4705	1	J0JYC0000068	Filter for EMI / EMC (Beads cores)	
L4706	1	J0JYC0000068	Filter for EMI / EMC (Beads cores)	
L3104	1	J0ZZB0000142	Other filters	
L3105	1	J0ZZB0000142	Other filters	
L3106	1	J0ZZB0000142	Other filters	
L4001	1	J0ZZB0000147	Other filters	
L4002	1	J0ZZB0000147	Other filters	
L4005	1	J0ZZB0000147	Other filters	
L4006	1	J0ZZB0000147	Other filters	
L5605	1	J0ZZB0000147	Other filters	

TRANSISTORES

Posición	Cantidad	Clave	Descripción	Comentarios
Q0900	1	B1ADCF000194	Silicon transistors	
Q2750	1	B1ABCE000015	Silicon transistors	
Q2751	1	B1ABCE000015	Silicon transistors	
Q2752	1	B1ABCE000015	Silicon transistors	
Q3104	1	B1ABCE000015	Silicon transistors	
Q3105	1	B1ABCE000015	Silicon transistors	
Q4150	1	DSC500100L	Silicon transistors	
Q4151	1	DSA500100L	Silicon transistors	
Q4152	1	DSA500100L	Silicon transistors	
Q4154	1	B1CFQD000008	Field effect transistors	
Q4513	1	B1ADCF000194	Silicon transistors	
Q4514	1	B1HFCEA00001	Transistor arrays (Bipolar)	
Q4700	1	B1ABCE000015	Silicon transistors	

APLICA A MODELO: TC-L32X5H (TZRNP01NGUH), TC-L32X5L (TZRNP01MYUL).

Nota: sea cuidadoso en la selección de las partes las diferencias entre cada chasis están descritas en color rojo, todas las demás son iguales.

Q4702	1	B1ABCE000015	Silicon transistors	
Q4709	1	B1ABCE000015	Silicon transistors	
Q4974	1	B1ABBE000003	Silicon transistors	

RESISTENCIAS

Posición	Cantidad	Clave	Descripción	Comentarios
R4125	1	D0GA100JA023	CHIP 10 OHM, 1/16W	
R4126	1	D0GA100JA023	CHIP 10 OHM, 1/16W	
R4127	1	D0GA100JA023	CHIP 10 OHM, 1/16W	
R4128	1	D0GA100JA023	CHIP 10 OHM, 1/16W	
R4910	1	D0GA100JA023	CHIP 10 OHM, 1/16W	
R4911	1	D0GA100JA023	CHIP 10 OHM, 1/16W	
R4912	1	D0GA100JA023	CHIP 10 OHM, 1/16W	
R0944	1	D0GA101JA023	CHIP 100 OHM, 1/16W	
R2006	1	D0GA101JA023	CHIP 100 OHM, 1/16W	
R2009	1	D0GA101JA023	CHIP 100 OHM, 1/16W	
R3070	1	D0GA101JA023	CHIP 100 OHM, 1/16W	
R4201	1	D0GA101JA023	CHIP 100 OHM, 1/16W	
R0945	1	D0GA102JA023	CHIP 1000 OHM, 1/16W	
R0952	1	D0GA102JA023	CHIP 1000 OHM, 1/16W	
R1005	1	D0GA102JA023	CHIP 1000 OHM, 1/16W	
R4182	1	D0GA102JA023	CHIP 1000 OHM, 1/16W	
R4554	1	D0GA102JA023	CHIP 1000 OHM, 1/16W	
R4711	1	D0GA102JA023	CHIP 1000 OHM, 1/16W	
R4724	1	D0GA102JA023	CHIP 1000 OHM, 1/16W	
R4797	1	D0GA102JA023	CHIP 1000 OHM, 1/16W	
R8861	1	D0GA102JA023	CHIP 1000 OHM, 1/16W	
R8863	1	D0GA102JA023	CHIP 1000 OHM, 1/16W	
R8871	1	D0GA102JA023	CHIP 1000 OHM, 1/16W	
R8872	1	D0GA102JA023	CHIP 1000 OHM, 1/16W	
R1004	1	D0GA103JA023	CHIP 10k OHM, 1/16W	
R1304	1	D0GA103JA023	CHIP 10k OHM, 1/16W	
R1305	1	D0GA103JA023	CHIP 10k OHM, 1/16W	
R1306	1	D0GA103JA023	CHIP 10k OHM, 1/16W	
R1307	1	D0GA103JA023	CHIP 10k OHM, 1/16W	
R1308	1	D0GA103JA023	CHIP 10k OHM, 1/16W	
R1312	1	D0GA103JA023	CHIP 10k OHM, 1/16W	
R1313	1	D0GA103JA023	CHIP 10k OHM, 1/16W	
R1953	1	D0GA103JA023	CHIP 10k OHM, 1/16W	
R2789	1	D0GA103JA023	CHIP 10k OHM, 1/16W	
R2791	1	D0GA103JA023	CHIP 10k OHM, 1/16W	
R2794	1	D0GA103JA023	CHIP 10k OHM, 1/16W	
R3931	1	D0GA103JA023	CHIP 10k OHM, 1/16W	
R4024	1	D0GA103JA023	CHIP 10k OHM, 1/16W	
R4027	1	D0GA103JA023	CHIP 10k OHM, 1/16W	
R4173	1	D0GA103JA023	CHIP 10k OHM, 1/16W	
R4556	1	D0GA103JA023	CHIP 10k OHM, 1/16W	
R4563	1	D0GA103JA023	CHIP 10k OHM, 1/16W	
R4702	1	D0GA103JA023	CHIP 10k OHM, 1/16W	
R4708	1	D0GA103JA023	CHIP 10k OHM, 1/16W	
R4709	1	D0GA103JA023	CHIP 10k OHM, 1/16W	
R4715	1	D0GA103JA023	CHIP 10k OHM, 1/16W	
R4721	1	D0GA103JA023	CHIP 10k OHM, 1/16W	
R4722	1	D0GA103JA023	CHIP 10k OHM, 1/16W	
R4788	1	D0GA103JA023	CHIP 10k OHM, 1/16W	
R4794	1	D0GA103JA023	CHIP 10k OHM, 1/16W	
R4795	1	D0GA103JA023	CHIP 10k OHM, 1/16W	
R4807	1	D0GA103JA023	CHIP 10k OHM, 1/16W	
R4913	1	D0GA103JA023	CHIP 10k OHM, 1/16W	
R4921	1	D0GA103JA023	CHIP 10k OHM, 1/16W	
R4985	1	D0GA103JA023	CHIP 10k OHM, 1/16W	
R5003	1	D0GA103JA023	CHIP 10k OHM, 1/16W	
R5030	1	D0GA103JA023	CHIP 10k OHM, 1/16W	
R5104	1	D0GA103JA023	CHIP 10k OHM, 1/16W	
R5181	1	D0GA103JA023	CHIP 10k OHM, 1/16W	
R5606	1	D0GA103JA023	CHIP 10k OHM, 1/16W	
R5607	1	D0GA103JA023	CHIP 10k OHM, 1/16W	
R8221	1	D0GA103JA023	CHIP 10k OHM, 1/16W	
R8639	1	D0GA103JA023	CHIP 10k OHM, 1/16W	
R8640	1	D0GA103JA023	CHIP 10k OHM, 1/16W	
R8647	1	D0GA103JA023	CHIP 10k OHM, 1/16W	
R8648	1	D0GA103JA023	CHIP 10k OHM, 1/16W	
R8649	1	D0GA103JA023	CHIP 10k OHM, 1/16W	
R8650	1	D0GA103JA023	CHIP 10k OHM, 1/16W	
R8651	1	D0GA103JA023	CHIP 10k OHM, 1/16W	
R8653	1	D0GA103JA023	CHIP 10k OHM, 1/16W	
R8858	1	D0GA103JA023	CHIP 10k OHM, 1/16W	
R8859	1	D0GA103JA023	CHIP 10k OHM, 1/16W	
R8860	1	D0GA103JA023	CHIP 10k OHM, 1/16W	
R8910	1	D0GA103JA023	CHIP 10k OHM, 1/16W	
R3184	1	D0GA104JA023	CHIP 100k OHM, 1/16W	
R3185	1	D0GA104JA023	CHIP 100k OHM, 1/16W	
R8755	1	D0GA104JA023	CHIP 100k OHM, 1/16W	
R2754	1	D0GA122JA023	CHIP 1.2k OHM, 1/16W	
R3002	1	D0GA122JA023	CHIP 1.2k OHM, 1/16W	

1.1 Lista de partes de reemplazo **PLACA PRINCIPAL A**

APLICA A MODELO: TC-L32X5H (TZRNP01NGUH), TC-L32X5L (TZRNP01MYUL).

Nota: sea cuidadoso en la selección de las partes las diferencias entre cada chasis están descritas en color rojo, todas las demás son iguales.

R4549	1	D0GA151JA023	CHIP 150 OHM, 1/16W	
R4550	1	D0GA151JA023	CHIP 150 OHM, 1/16W	
R4551	1	D0GA151JA023	CHIP 150 OHM, 1/16W	
R3190	1	D0GA153JA023	CHIP 15 kOHM, 1/16W	
R3191	1	D0GA153JA023	CHIP 15 kOHM, 1/16W	
R1006	1	D0GA182JA023	CHIP 1.8k OHM, 1/16W	
R0932	1	D0GA220JA023	CHIP 22 OHM, 1/16W	
R0933	1	D0GA220JA023	CHIP 22 OHM, 1/16W	
R4548	1	D0GA220JA023	CHIP 22 OHM, 1/16W	
R4739	1	D0GA220JA023	CHIP 22 OHM, 1/16W	
R3013	1	D0GA221JA023	CHIP 220 OHM, 1/16W	
R3054	1	D0GA221JA023	CHIP 220 OHM, 1/16W	
R3057	1	D0GA221JA023	CHIP 220 OHM, 1/16W	
R3058	1	D0GA221JA023	CHIP 220 OHM, 1/16W	
R3198	1	D0GA221JA023	CHIP 220 OHM, 1/16W	
R3201	1	D0GA221JA023	CHIP 220 OHM, 1/16W	
R3202	1	D0GA221JA023	CHIP 220 OHM, 1/16W	
R8217	1	D0GA221JA023	CHIP 220 OHM, 1/16W	
R8218	1	D0GA221JA023	CHIP 220 OHM, 1/16W	
R2012	1	D0GA222JA023	CHIP 2.2k OHM, 1/16W	
R5152	1	D0GA222JA023	CHIP 2.2k OHM, 1/16W	
R8909	1	D0GA222JA023	CHIP 2.2k OHM, 1/16W	
R2792	1	D0GA223JA023	CHIP 22k OHM, 1/16W	
R4123	1	D0GA223JA023	CHIP 22k OHM, 1/16W	
R4166	1	D0GA223JA023	CHIP 22k OHM, 1/16W	
R5007	1	D0GA223JA023	CHIP 22k OHM, 1/16W	
R8306	1	D0GA243JA023	CHIP 24k OHM, 1/16W	
R0900	1	D0GA272JA023	CHIP 2.7k OHM, 1/16W	
R0901	1	D0GA272JA023	CHIP 2.7k OHM, 1/16W	
R0902	1	D0GA272JA023	CHIP 2.7k OHM, 1/16W	
R0903	1	D0GA272JA023	CHIP 2.7k OHM, 1/16W	
R0904	1	D0GA272JA023	CHIP 2.7k OHM, 1/16W	
R0905	1	D0GA272JA023	CHIP 2.7k OHM, 1/16W	
R0906	1	D0GA272JA023	CHIP 2.7k OHM, 1/16W	
R0907	1	D0GA272JA023	CHIP 2.7k OHM, 1/16W	
R4798	1	D0GA273JA023	CHIP 27k OHM, 1/16W	
R1000	1	D0GA331JA023	CHIP 330 OHM, 1/16W	
R3194	1	D0GA331JA023	CHIP 330 OHM, 1/16W	
R3195	1	D0GA331JA023	CHIP 330 OHM, 1/16W	
R8001	1	D0GA331JA023	CHIP 330 OHM, 1/16W	
R3055	1	D0GA333JA023	CHIP 33k OHM, 1/16W	
R3056	1	D0GA333JA023	CHIP 33k OHM, 1/16W	

R3199	1	D0GA333JA023	CHIP 33k OHM, 1/16W	
R3200	1	D0GA333JA023	CHIP 33k OHM, 1/16W	
R8302	1	D0GA360JA023	CHIP 36 OHM, 1/16W	
R8303	1	D0GA360JA023	CHIP 36 OHM, 1/16W	
R8702	1	D0GA390JA023	CHIP 39 OHM, 1/16W	
R8706	1	D0GA390JA023	CHIP 39 OHM, 1/16W	
R2806	1	D0GA470JA023	CHIP 47 OHM, 1/16W	SOLO 32X5L
R0800	1	D0GA472JA023	CHIP 4.7k OHM, 1/16W	
R3101	1	D0GA472JA023	CHIP 4.7k OHM, 1/16W	
R3102	1	D0GA472JA023	CHIP 4.7k OHM, 1/16W	
R8914	1	D0GA472JA023	CHIP 4.7k OHM, 1/16W	
R0911	1	D0GA473JA023	CHIP 47K OHM, 1/16W	
R0951	1	D0GA473JA023	CHIP 47K OHM, 1/16W	
R1309	1	D0GA473JA023	CHIP 47K OHM, 1/16W	
R1311	1	D0GA473JA023	CHIP 47K OHM, 1/16W	
R2018	1	D0GA473JA023	CHIP 47K OHM, 1/16W	
R2019	1	D0GA473JA023	CHIP 47K OHM, 1/16W	
R2770	1	D0GA473JA023	CHIP 47K OHM, 1/16W	
R2788	1	D0GA473JA023	CHIP 47K OHM, 1/16W	
R2790	1	D0GA473JA023	CHIP 47K OHM, 1/16W	
R2816	1	D0GA473JA023	CHIP 47K OHM, 1/16W	
R3119	1	D0GA473JA023	CHIP 47K OHM, 1/16W	
R3960	1	D0GA473JA023	CHIP 47K OHM, 1/16W	
R4124	1	D0GA473JA023	CHIP 47K OHM, 1/16W	
R4167	1	D0GA473JA023	CHIP 47K OHM, 1/16W	
R4560	1	D0GA473JA023	CHIP 47K OHM, 1/16W	
R4984	1	D0GA473JA023	CHIP 47K OHM, 1/16W	
R5153	1	D0GA473JA023	CHIP 47K OHM, 1/16W	
R8866	1	D0GA473JA023	CHIP 47K OHM, 1/16W	
R4552	1	D0GA560JA023	CHIP 46 OHM, 1/16W	
R8624	1	D0GA560JA023	CHIP 46 OHM, 1/16W	
R8625	1	D0GA560JA023	CHIP 46 OHM, 1/16W	
R8626	1	D0GA560JA023	CHIP 46 OHM, 1/16W	
R8627	1	D0GA560JA023	CHIP 46 OHM, 1/16W	
R8628	1	D0GA560JA023	CHIP 46 OHM, 1/16W	
R5006	1	D0GA563JA023	CHIP 56 KOHM, 1/16W	
R0934	1	D0GA680JA023	CHIP 68 OHM, 1/16W	
R0935	1	D0GA680JA023	CHIP 68 OHM, 1/16W	
R0936	1	D0GA680JA023	CHIP 68 OHM, 1/16W	
R0937	1	D0GA680JA023	CHIP 68 OHM, 1/16W	
R0938	1	D0GA680JA023	CHIP 68 OHM, 1/16W	
R0939	1	D0GA680JA023	CHIP 68 OHM, 1/16W	

1.1 Lista de partes de reemplazo **PLACA PRINCIPAL A**

APLICA A MODELO: TC-L32X5H (TZRNP01NGUH), TC-L32X5L (TZRNP01MYUL).

Nota: sea cuidadoso en la selección de las partes las diferencias entre cada chasis están descritas en color rojo, todas las demás son iguales.

R0940	1	D0GA680JA023	CHIP 68 OHM, 1/16W	
R0941	1	D0GA680JA023	CHIP 68 OHM, 1/16W	
R0942	1	D0GA680JA023	CHIP 68 OHM, 1/16W	
R0943	1	D0GA680JA023	CHIP 68 OHM, 1/16W	
R0947	1	D0GA680JA023	CHIP 68 OHM, 1/16W	
R0948	1	D0GA680JA023	CHIP 68 OHM, 1/16W	
R0949	1	D0GA680JA023	CHIP 68 OHM, 1/16W	
R0962	1	D0GA680JA023	CHIP 68 OHM, 1/16W	
R0963	1	D0GA680JA023	CHIP 68 OHM, 1/16W	
R1951	1	D0GA680JA023	CHIP 68 OHM, 1/16W	
R3126	1	D0GA680JA023	CHIP 68 OHM, 1/16W	
R5175	1	D0GA680JA023	CHIP 68 OHM, 1/16W	
R8301	1	D0GA681JA023	CHIP 680 OHM, 1/16W	
R2751	1	D0GA683JA023	CHIP 68K OHM, 1/16W	
R5002	1	D0GA683JA023	CHIP 68K OHM, 1/16W	
R3192	1	D0GA820JA023	CHIP 82 OHM, 1/16W	
R3193	1	D0GA820JA023	CHIP 82 OHM, 1/16W	
R3196	1	D0GA820JA023	CHIP 82 OHM, 1/16W	
R8629	1	D0GA820JA023	CHIP 82 OHM, 1/16W	
JS0009	1	D0GAR00J0005	CHIP 0.0 OHM, 1/16W	
JS0024	1	D0GAR00J0005	CHIP 0.0 OHM, 1/16W	SOLO 32X5H
JS0023	1	D0GAR00J0005	CHIP 0.0 OHM, 1/16W	SOLO 32X5L
R1955	1	D0GAR00J0005	CHIP 0.0 OHM, 1/16W	
R2004	1	D0GAR00J0005	CHIP 0.0 OHM, 1/16W	
R2020	1	D0GAR00J0005	CHIP 0.0 OHM, 1/16W	
R2807	1	D0GAR00J0005	CHIP 0.0 OHM, 1/16W	SOLO 32X5L
R4000	1	D0GAR00J0005	CHIP 0.0 OHM, 1/16W	
R4120	1	D0GAR00J0005	CHIP 0.0 OHM, 1/16W	
R4805	1	D0GAR00J0005	CHIP 0.0 OHM, 1/16W	
R4806	1	D0GAR00J0005	CHIP 0.0 OHM, 1/16W	
R5173	1	D0GAR00J0005	CHIP 0.0 OHM, 1/16W	
R5176	1	D0GAR00J0005	CHIP 0.0 OHM, 1/16W	
R5178	1	D0GAR00J0005	CHIP 0.0 OHM, 1/16W	
R6940	1	D0GAR00J0005	CHIP 0.0 OHM, 1/16W	
R6956	1	D0GAR00J0005	CHIP 0.0 OHM, 1/16W	
R6957	1	D0GAR00J0005	CHIP 0.0 OHM, 1/16W	
R8592	1	D0GAR00J0005	CHIP 0.0 OHM, 1/16W	
R8631	1	D0GAR00J0005	CHIP 0.0 OHM, 1/16W	
R8641	1	D0GAR00J0005	CHIP 0.0 OHM, 1/16W	
R8704	1	D0GB203ZA038	CHIP 20K OHM, 1/16W	
R8700	1	D0GB243ZA038	CHIP 24K OHM, 1/16W	
R8705	1	D0GB302ZA039	CHIP 3K OHM, 1/16W	

R8703	1	D0GB432ZA038	CHIP 4.3K OHM, 1/16W	
R8707	1	D0GB562ZA038	CHIP 5.6K OHM, 1/16W	
R4158	1	D0GD271JA052	CHIP 270 OHM, 1/16W	
R4150	1	D0GD391JA052	CHIP 390 OHM, 1/16W	
R2025	1	D0GDR00J0004	CHIP 0.0 OHM, 1/16W	
R2752	1	D0GDR00J0004	CHIP 0.0 OHM, 1/16W	
R2753	1	D0GDR00J0004	CHIP 0.0 OHM, 1/16W	
R4915	1	D0GF3R3JA027	CHIP 3.3 OHM, 1/16W	
R4916	1	D0GF3R3JA027	CHIP 3.3 OHM, 1/16W	
R4917	1	D0GF3R3JA027	CHIP 3.3 OHM, 1/16W	
R4918	1	D0GF3R3JA027	CHIP 3.3 OHM, 1/16W	
R4157	1	D1BA1001A023	CHIP 1KOHM, 1/16 W	
R8203	1	D1BA1001A023	CHIP 1KOHM, 1/16 W	
R8204	1	D1BA1001A023	CHIP 1KOHM, 1/16 W	
R8205	1	D1BA1001A023	CHIP 1KOHM, 1/16 W	
R8206	1	D1BA1001A023	CHIP 1KOHM, 1/16 W	
R8207	1	D1BA1001A023	CHIP 1KOHM, 1/16 W	
R8208	1	D1BA1001A023	CHIP 1KOHM, 1/16 W	
R8224	1	D1BA1001A023	CHIP 1KOHM, 1/16 W	
R8225	1	D1BA1001A023	CHIP 1KOHM, 1/16 W	
R4154	1	D1BA1002A023	CHIP 10KOHM, 1/16 W	
R4155	1	D1BA1002A023	CHIP 10KOHM, 1/16 W	
R4181	1	D1BA1002A023	CHIP 10KOHM, 1/16 W	
R2805	1	D1BA1201A023	CHIP 1200 OHM, 1/16 W	SOLO 32X5L
R4172	1	D1BA1203A023	CHIP 120 KOHM, 1/16 W	
R4153	1	D1BA2001A023	CHIP 2000 OHM, 1/16 W	
R4151	1	D1BA2201A023	CHIP 2.2 KOHM, 1/16 W	
R4162	1	D1BA2201A023	CHIP 2.2 KOHM, 1/16 W	
R4184	1	D1BA2202A023	CHIP 22 KOHM, 1/16 W	
R5012	1	D1BA2202A023	CHIP 22 KOHM, 1/16 W	
R8200	1	D1BA2400A023	CHIP 240 OHM, 1/16 W	
R8219	1	D1BA2400A023	CHIP 240 OHM, 1/16 W	
R8220	1	D1BA2400A023	CHIP 240 OHM, 1/16 W	
R4152	1	D1BA3002A023	CHIP 30KOHM, 1/16 W	
R4171	1	D1BA3002A023	CHIP 30KOHM, 1/16 W	
R4159	1	D1BA3301A023	CHIP 3.3K OHM, 1/16 W	
R4160	1	D1BA3301A023	CHIP 3.3K OHM, 1/16 W	
R4161	1	D1BA3601A023	CHIP 3.6K OHM, 1/16 W	
R5009	1	D1BA5602A023	CHIP 56K OHM, 1/16 W	
R8304	1	D1BA6201A023	CHIP 6.2K OHM, 1/16 W	
R8305	1	D1BA6201A023	CHIP 6.2K OHM, 1/16 W	
R8101	1	D1BB1301A195	CHIP 1.3K OHM, 1/16 W	

1.1 Lista de partes de reemplazo **PLACA PRINCIPAL A**

APLICA A MODELO: TC-L32X5H (TZRNP01NGUH), TC-L32X5L (TZRNP01MYUL).

Nota: sea cuidadoso en la selección de las partes las diferencias entre cada chasis están descritas en color rojo, todas las demás son iguales.

R4970	1	D1BB1403A106	CHIP 140K OHM, 1/16 W	
R4971	1	D1BB1403A106	CHIP 140K OHM, 1/16 W	
R8103	1	D1BB1961A087	CHIP 1960 OHM, 1/16 W	
R8100	1	D1BB2001A197	CHIP 2000 OHM, 1/16 W	
R8102	1	D1BB2001A197	CHIP 2000 OHM, 1/16 W	
R8701	1	D1BB6041A106	CHIP 6040 OHM, 1/16 W	
R1001	1	D1BB7151A106	CHIP 7150 OHM, 1/16 W	
R3053	1	D1BD75R0A066	CHIP 75 OHM, 1/16 W	
R3103	1	D1BD75R0A066	CHIP 75 OHM, 1/16 W	
R3105	1	D1BD75R0A066	CHIP 75 OHM, 1/16 W	
R3175	1	D1BD75R0A066	CHIP 75 OHM, 1/16 W	
R3176	1	D1BD75R0A066	CHIP 75 OHM, 1/16 W	
R3178	1	D1BD75R0A066	CHIP 75 OHM, 1/16 W	
R3197	1	D1BD75R0A066	CHIP 75 OHM, 1/16 W	
R3203	1	D1BD75R0A066	CHIP 75 OHM, 1/16 W	
R8222	1	D1HY3304A012	CHIP 3300 KOHM, 1/16 W	
R8223	1	D1HY3304A012	CHIP 3300 KOHM, 1/16 W	
R4121	1	EXB28V100JX	CHIP 10 OHM	
R4122	1	EXB28V100JX	CHIP 10 OHM	
R4025	1	EXB28V103JX	CHIP 10k OHM	
R8652	1	EXB28V103JX	CHIP 10k OHM	
R8965	1	EXB28V103JX	CHIP 10k OHM	
R4914	1	EXB28V220JX	CHIP 22 OHM	
R0910	1	EXB28V472JX	CHIP 4700 OHM	
R4710	1	EXB28V473JX	CHIP 47k OHM	
R4723	1	EXB28V473JX	CHIP 47k OHM	
R4796	1	EXB28V473JX	CHIP 47k OHM	
R8632	1	EXB28V560JX	CHIP 56 OHM	
R8634	1	EXB28V560JX	CHIP 56 OHM	
R0964	1	EXB28V680JX	CHIP 68 OHM	
R3123	1	EXB28V680JX	CHIP 68 OHM	
R8924	1	EXB28V680JX	CHIP 68 OHM	
R8925	1	EXB28V680JX	CHIP 68 OHM	
R4029	1	EXB28VR000X	CHIP 0 OHM	
R4264	1	EXB28VR000X	CHIP 0 OHM	
R4265	1	EXB28VR000X	CHIP 0 OHM	
R4266	1	EXB28VR000X	CHIP 0 OHM	
R4267	1	EXB28VR000X	CHIP 0 OHM	
R8438	1	EXB2HV103JV	CHIP 1K OHM	
R8630	1	EXB2HV103JV	CHIP 1K OHM	
R8915	1	EXB2HV680JV	CHIP 68 OHM	

OTROS

Posición	Cantidad	Clave	Descripción	Comentarios
SN2800	1	B3JB00000116	Photo detectors (Photo ICs)	SOLO 32X5L
TU4800	1	ENGS6101D6F	TV tuners ⚠	SOLO 32X5L
TU4800A	1	ENGS6302D5F	TV tuners ⚠	SOLO 32X5H
X8300	1	H0J245500113	Surface mounting crystal resonators	
JK1030	1	K1FY104B0081	Rectangular connectors for I/F	
JK1000	1	K1FY119D0026	Rectangular connectors for I/F	
JK1001	1	K1FY119D0026	Rectangular connectors for I/F	
JK1002	1	K1FY119E0049	Rectangular connectors for I/F	
JK3703	1	K1FY315A0014	Rectangular connectors for I/F	
K10	1	K1KA07A00292	Rectangular connectors for I/F	SOLO 32X5L
A10	1	K1KA07B00135	Rectangular connectors for I/F	
CN0100	1	K1KA14A00248	Rectangular connectors for I/F	
A12	1	K1KY04B00013	Rectangular connectors for I/F	
A09	1	K1KY16BA0394	Rectangular connectors for I/F	
A15	1	K1MY60BA0526	Rectangular connectors for I/F	
JK8850	1	K1NA12E00016	Rectangular connectors for I/F	
JK3000	1	K1U916A00006	Rectangular connectors for I/F	
PA4150	1	K5H1622A0031	Surface mounting fuses	
RM2800	1	PNJ4815M01TV	Photo detectors (Photo ICs)	SOLO 32X5L

2 PLACA PRINCIPAL A.

APLICA A MODELOS
TC-L32X5X (TZRNP01PWUX), VISTA POSTERIOR TNP4G521

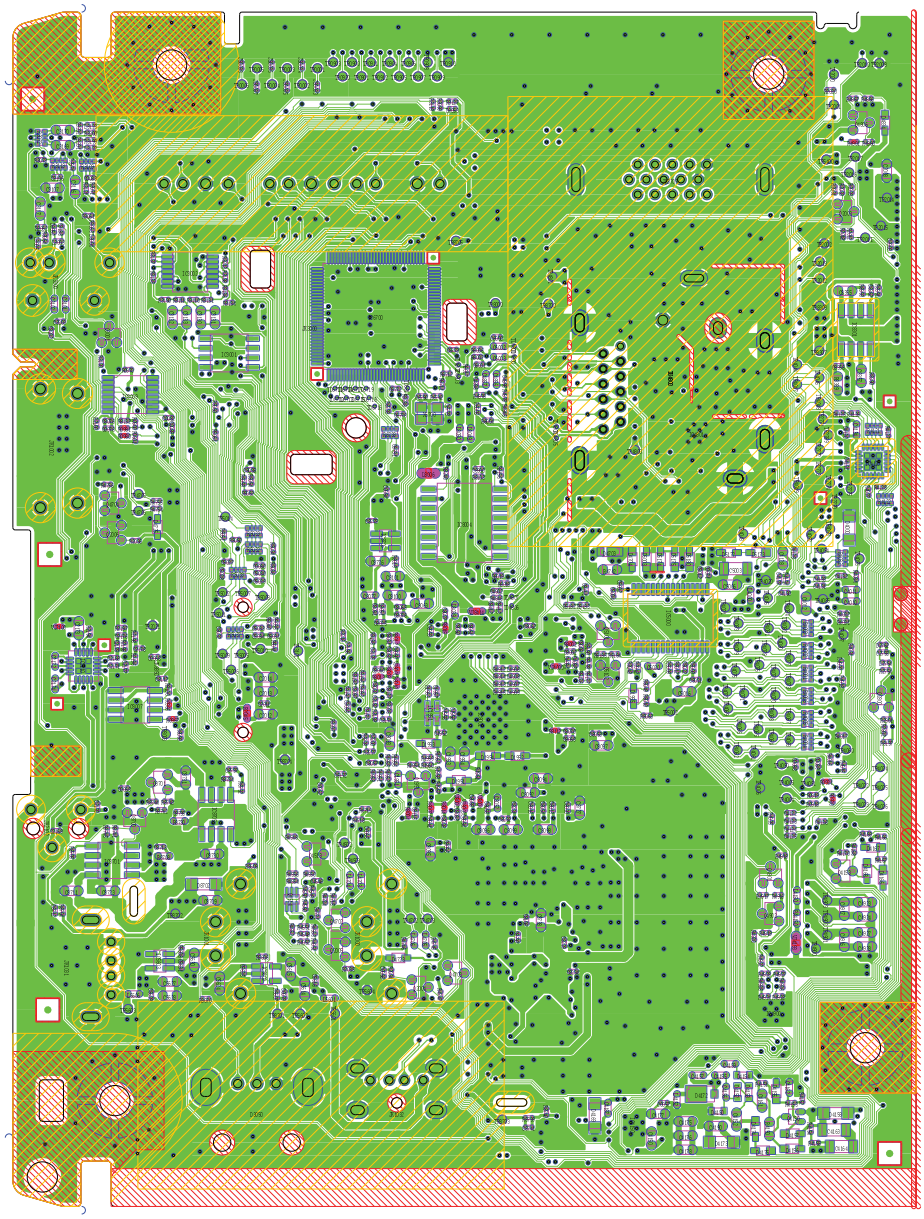

2.1 LAYOUT PLACA PRINCIPAL A

APLICA A MODELOS
TC-L32X5X (TZRNP01PWUX), VISTA FRONTAL TNP4G521

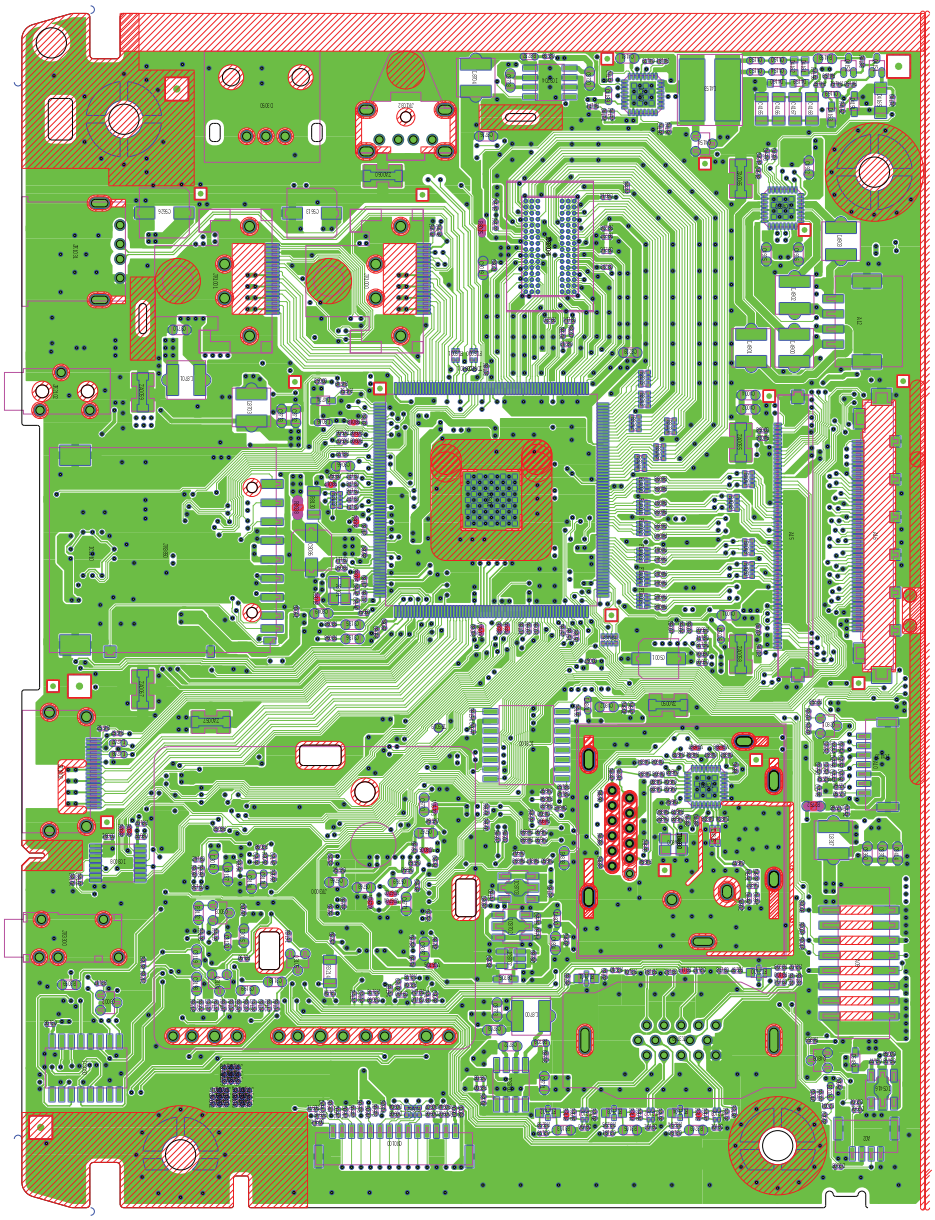

2.3 LAYOUT PLACA PRINCIPAL A

APLICA A MODELOS TC-L32X5H (TZRNP01NGUH), TC-L32X5L (TZRNP01MYUL).
VISTA FRONTAL TNP4G526

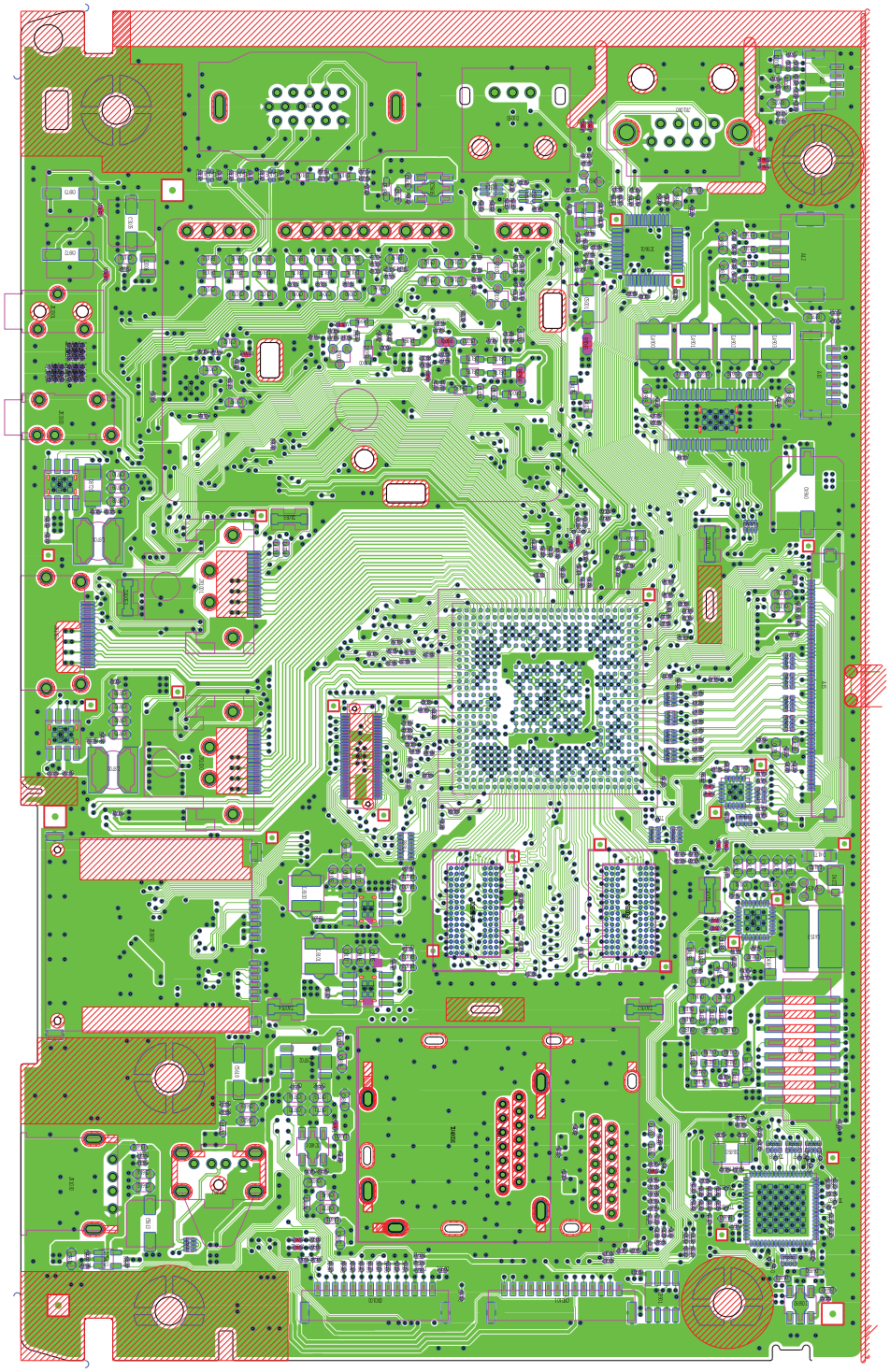

2.4 PLACA PRINCIPAL A.

APLICA A MODELOS TC-L32X5H (TZRNP01NGUH), TC-L32X5L (TZRNP01MYUL).
VISTA POSTERIOR TNP4G526

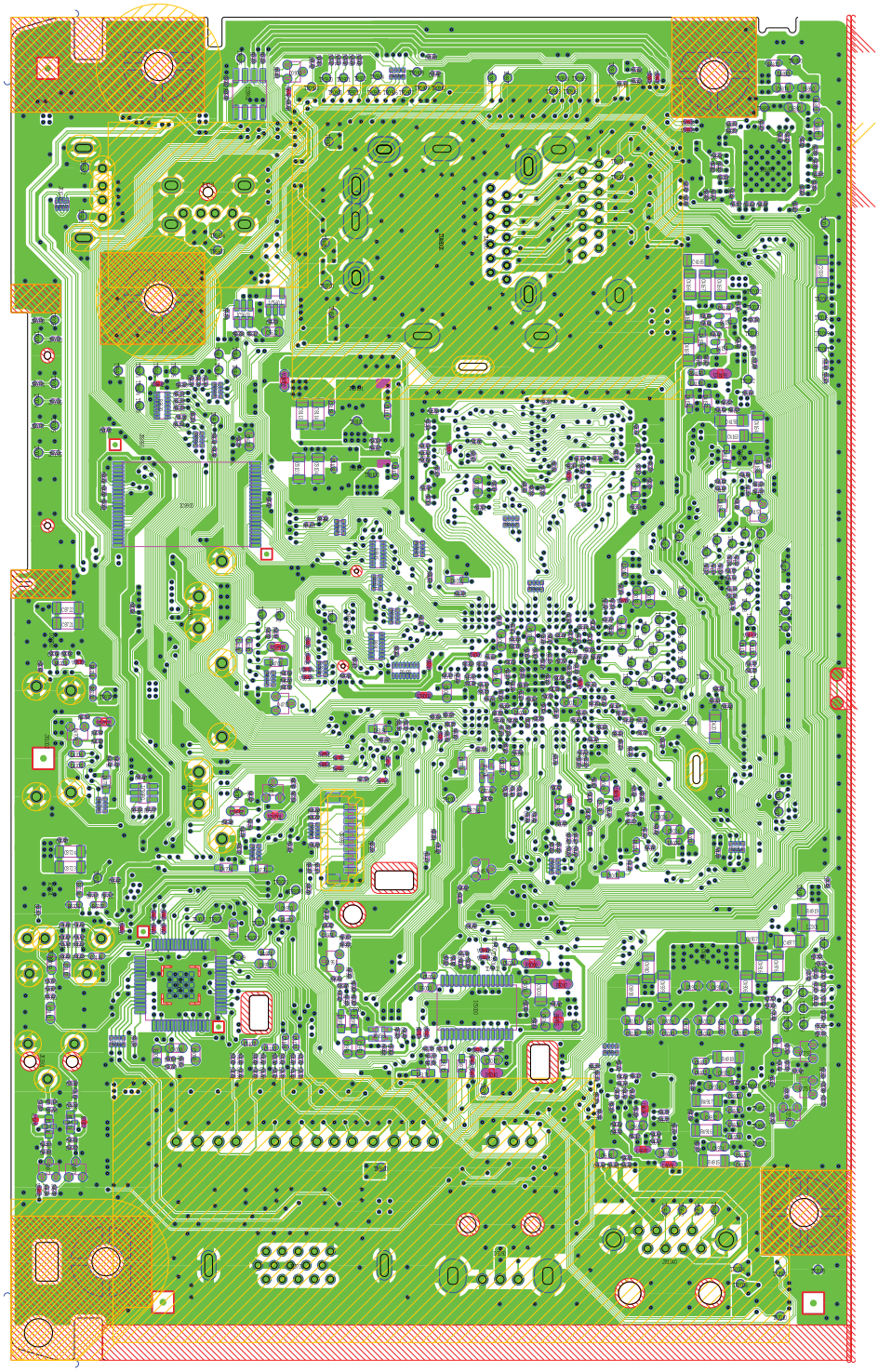

3 Diagramas

3.1 Diagrama para chasis placa A TC-L32X5X (KM15), TC-L32X5H, TC-L32X5L (KM16).

Aviso Importante de Seguridad

Los componentes identificados por una marca ⚠ tendrán características especiales importantes para seguridad. Cuando reemplace alguno de estos componentes, use las partes especificadas por el fabricante.

Notas:

1. Resistencia:

Todas las resistencias de carbon son de 1/4W, a menos que marque lo contrario:

La unidad es OHM [Ω] k=1,000, M=1,000,000)

- ⊠ Inflamable
- ○ Sólido
- △ Alambre dañado
- ⊠ Óxido Metal
- ◎ Película de Metal
- ⊗ Fusible

2. Capacitor:

Todas los capacitores cerámicos son de 50V, a menos que marque lo siguiente:

La unidad es μF, a menos que note lo contrario:

- ⊗ Compensación de Temperatura
- Ⓜ Poliester
- ⓜ Poliester Metálico
- ⊠ Polisacárido
- NP Bipolar
- + Electrolítico
- Ⓣ Dipped Tantalum
- Ⓩ Diodo Tipo Zener

3. Bobina

La unidad de inductancia es μH, a menos que indique otra cosa.

4. Punto de Prueba

⚲ :Posición de Punto de Prueba

5. Símbolo de Tierra

: Chasis de Tierra Fria

Línea de Tierra (Caliente)

6. Medida de Voltaje

El voltaje es medido por un Voltímetro DC

Las condiciones de medida son las siguientes:

Fuente de Alimentación.....TC-L32X5X TC-L32X5H: 110~127 Vca, 60Hz
TC-L32X5L : 110~220 Vca, 50~60Hz
Señal Recibida.....Barra de Señal de Color
Todos los Controles del Usuario..... Posición Máxima

7. Número en el círculo rojo indica el número en la forma de onda (Vea el patrón en la Tabla)
8. Cuando la flecha se encuentre señalando (), la conexión se encuentra fácilmente en dirección a la flecha.
9. Indica el flujo mayor señalado : Video : Audio
10. Este diagrama esquemático es el último en el momento de imprimirse y está sujeto a cambio sin previo aviso.

Comentarios:

1. El circuito de poder contiene una área del circuito (Tierra Caliente) que usa una fuente de alimentación separada para aislar la conexión de Tierra Fria.

Precauciones:

a) No toque la parte ó las partes de tierra caliente con las de tierra fría al mismo tiempo, ya que usted puede sufrir daños.

b) No conecte al mismo tiempo un instrumento a los circuitos calientes ó frios, como un osciloscopio. Conecte el instrumento de tierra a la conexión de tierra correcto.

c) Asegúrese de desconectar la clavija del Televisor antes de retirar el chasis.

d) Nota importante :

Use el esquemático anexo solo para referencia del circuito y para referencia con el numero de parte use siempre la lista de partes.

[Block Name]

Information

REF No. 0000 - 0049

[Net Variation]



SHEET002	IIC	CRNo:0900-0999
SHEET003	HDMI/Tuner/AudioAMP	CRNo:9401-9549
SHEET004	Tanshi/HP_AMP	CRNo:9801-9899
SHEET009	LVDS-IF	CRNo:9001-9149
SHEET100	SOS/ASIC	CRNo:9601-9659
SHEET101	Set	CRNo:9661-9699
SHEET300	SPI/E2PROM	CRNo:9701-9799
SHEET301	USB/SD	CRNo:9151-9199
SHEET302	Common_Power	CRNo:9201-9249
SHEET701	Power_Deviding	SHEET3と共用
SHEET703	DDR2	CRNo:9551-9599
SHEET800		CRNo:9901-9979

CONFIDENTIAL

[Block Name]

Clip.Lag

REF No. 0050 - 0099

[Net Variation]

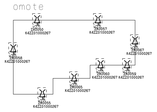



[Block Name]

Power line bypass C

REF No. 0050 - 0099

[Net Variation]

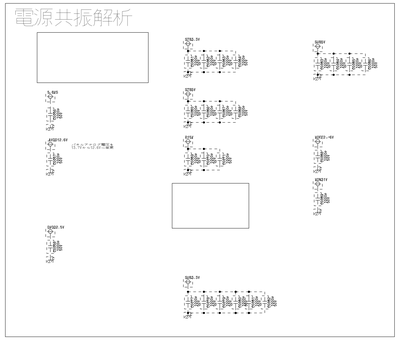

PCB NAME	TNP4G521	
PRINT TOOL NO.	TNP4G521-1	A
PRINT NO.		
CHASSIS	EM15	
BOARD	A	
DESIGNED BY	FAVCT	
CHECKED BY	Kamasia	
APPROVED BY	Takaba	
CONFIDENTIAL	Chezawa	

CHANGE

Change No.	7811-0631
Date	2011/10/04
Common Mng.	
Described	
Approved	

Engineering Department
MTV R&D
APPROVE RANGE

CONFIDENTIAL
Until:31/12/2012

NOTE :-
THIS SCHEMATIC DIAGRAM IS THE LATEST AT THE TIME OF PRINTING AND SUBJECT TO CHANGE WITHOUT NOTICE.

PANCOM
ASIA R&D CENTER
ELECT. DESIGN SECT.
ISSUED
DOCUMENT TRANSFER
15th.DEC.2015

ASIA R&D CENTER MATSUSHITA TELEVISION & NETWORK SYSTEMS CO.,(M) SDN.BHD. (170701-M)

APPROVED	CHECKED 3	CHECKED 2	CHECKED 1	DRAWN	CHASSIS NO.	BOARD	MODEL NO.
					EM15	A	TC-L32X5

NOTE : REFER TO THE CONFIDENTIAL TABLE FOR DETAILS

PLOT 11/12/15 / 00:20:48 Kamariah
VARIATION UA
SHEET TNP40521.A.cir/002.sht

[Block Name]

IIC

REF No. 0900 - 0999

[Net Variation]

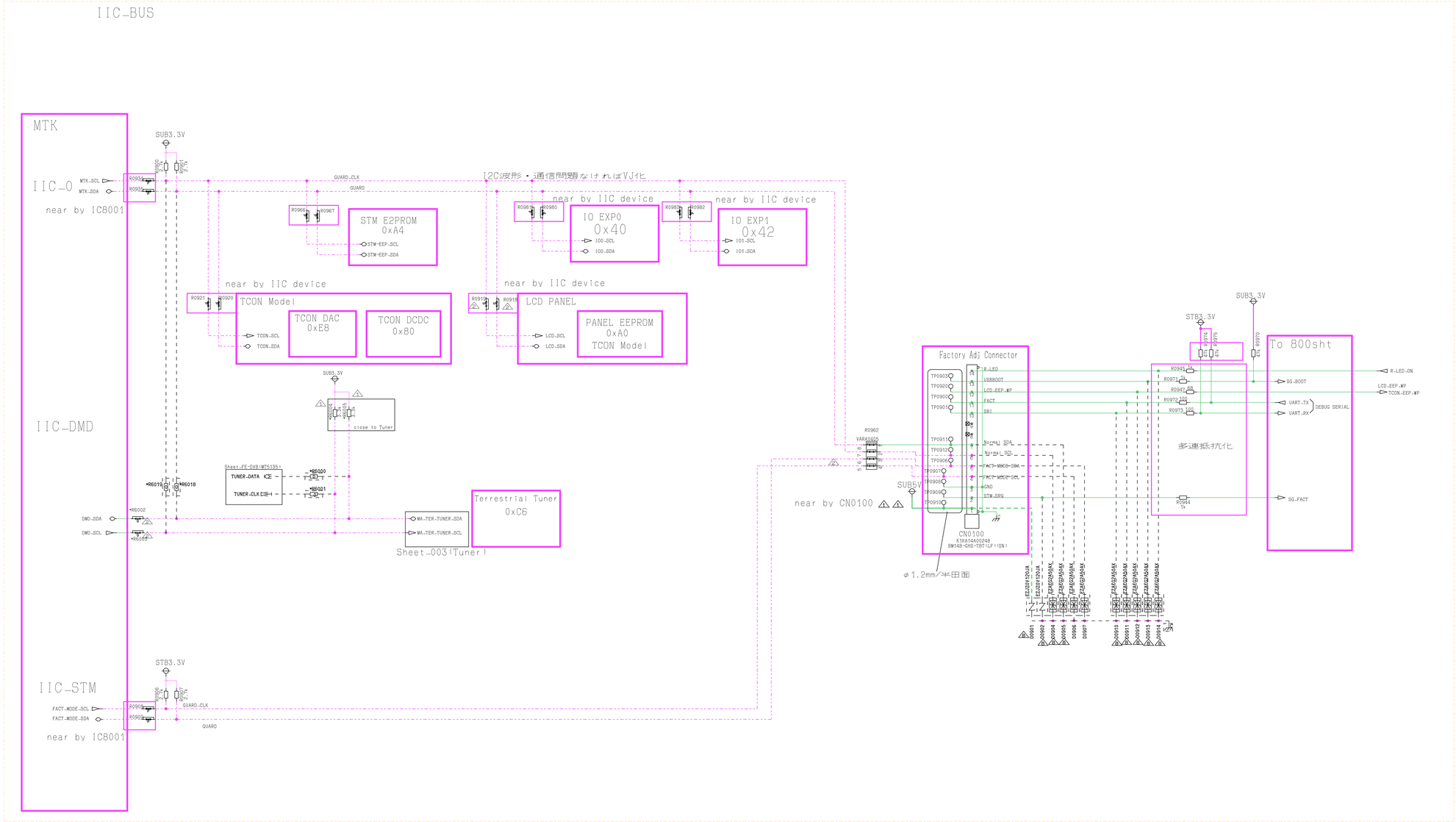

CHANGE	
Change No.	TR11-0631
Date	2011/10/24
Common Mng.	
Described	
Approved	
Engineering Department	
MTV R&D	
APPROVE RANGE	

CHG NO.	REPORT NO.	DATE	CHANGED BY	APPROVED BY	ENG
#1	TR11-0486	11/10/11	KAMARIAH	WR EDWIN	N
#2	TR11-0512	12/10/11	KAMARIAH	WR EDWIN	N
#3	TR11-0515	14/10/11	KAMARIAH	WR EDWIN	N
#4	TR11-0518	17/10/11	KAMARIAH	WR EDWIN	N
#5	TR11-0521	17/10/11	KAMARIAH	WR EDWIN	N
#6	TR11-0525	17/10/11	KAMARIAH	WR EDWIN	N
#7	TR11-0528	17/10/11	KAMARIAH	WR EDWIN	N
#8	TR11-0544	11/11/11	KAMARIAH	WR EDWIN	N
#9	TR11-0577	15/11/11	KAMARIAH	WR EDWIN	N
#10	TR11-0587	17/11/11	KAMARIAH	WR EDWIN	N
#11	TR11-0612	15/11/11	KAMARIAH	WR EDWIN	N
#12	TR11-0623	16/12/11	KAMARIAH	WR EDWIN	N
#13	TR11-0631	18/12/11	KAMARIAH	WR EDWIN	N

CONFIDENTIAL

[Block Name]

On board Tuner

REF No. 4000 -

[Net Variation]

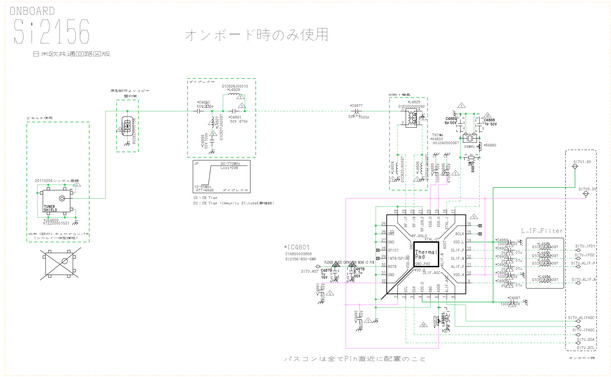

[Block Name]

Main Tuner

REF No. 4800 - 4899

[Net Variation]

[FE_BRANCH]

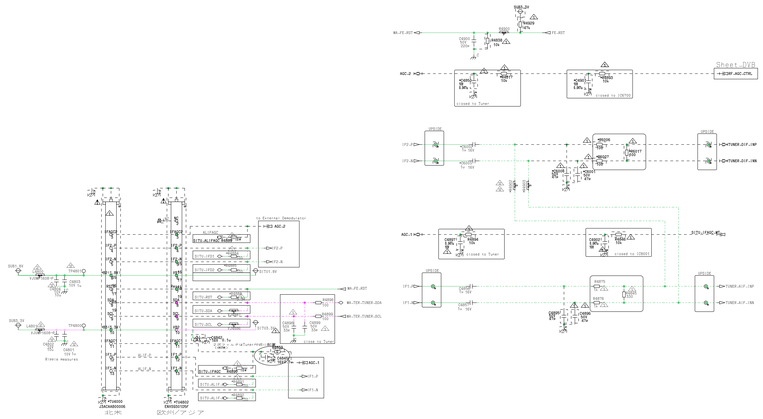

[Block Name]

Audio-AMP

REF No. 4900 - 4969

[Net Variation]

Common

要：設定端子見直し
暫定設定

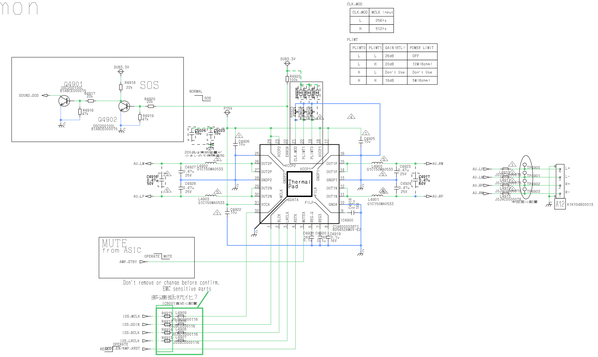

CHANGE	
Change No.	111-1011
Date	2011/10/24
Common Mng.	
Described	
Approved	
Engineering Department	MTV 2AC
APPROVE RANGE	

CH. No.	BRANCH NO.	DATE	CHANGED BY	APPROVED BY	NO.
0	111-1011	2011/10	藤田	藤田	1
1	111-1012	2011/11	藤田	藤田	1
2	111-1013	2011/11	藤田	藤田	1
3	111-1014	2011/11	藤田	藤田	1
4	111-1015	2011/11	藤田	藤田	1
5	111-1016	2011/11	藤田	藤田	1
6	111-1017	2011/11	藤田	藤田	1
7	111-1018	2011/11	藤田	藤田	1
8	111-1019	2011/11	藤田	藤田	1
9	111-1020	2011/11	藤田	藤田	1
10	111-1021	2011/11	藤田	藤田	1
11	111-1022	2011/11	藤田	藤田	1
12	111-1023	2011/11	藤田	藤田	1

2012 Rohm new Audio AMP

PLOT	11/12/15 / 00:21:26	Kamariah
VARIATION	UA	
SHEET	TNP4G521.A.cir/006.sht	

SHEET006:CI_SLOT
CRNo:8400 - 8599

CONFIDENTIAL

CHG NO.	REPORT NO.	DATE	CHANGED BY	APPROVED BY	END
H1	TR11-0486	11/10/11	KAMARIAH	MR EDWIN	N
H2	TR11-0512	22/10/11	KAMARIAH	MR EDWIN	N
H3	TR11-0515	26/10/11	KAMARIAH	MR EDWIN	N
H4	TR11-0519	27/10/11	KAMARIAH	MR EDWIN	N
H5	TR11-0521	27/10/11	KAMARIAH	MR EDWIN	N
H6	TR11-0525	27/10/11	KAMARIAH	MR EDWIN	N
H7	TR11-0528	27/10/11	KAMARIAH	MR EDWIN	N
H8	TR11-0544	01/11/11	KAMARIAH	MR EDWIN	N
H9	TR11-0577	15/11/11	KAMARIAH	MR EDWIN	N
H10	TR11-0587	17/11/11	KAMARIAH	MR EDWIN	N
H11	TR11-0612	15/11/11	KAMARIAH	MR EDWIN	N
H12	TR11-0623	16/12/11	KAMARIAH	MR EDWIN	N
H13	TR11-0631	16/12/11	KAMARIAH	MR EDWIN	N

CI SLOT

BW-Used 3mm height

CI_CARD_SLOT

CI_POWER_SUPPLY

CI_TERMINATION

DAMPING

CHANGE	
Change No.	TR11-0631
Date	2011/10/24
Common Mng.	
Described	
Approved	
Engineering Department	
MTV R&D	

APPROVE RANGE

					N

PLOT	11-10-05 / 00:21:41 / Kamarian
VARIATION	UA
SHEET	TCON001 4:LVDS-IF

Suffix nil UA UB QA HA :miniLVDS
UC UD QC QD :LVDS
UBはLVDS(HD)に変更する必要あり。

[Block Name]

REF No. 4000 - 4119

LVDS-IF

企画決定し次第更新

For 2012 YEAR PLD Panel
LED-BL HD Panel (miniLVDS)

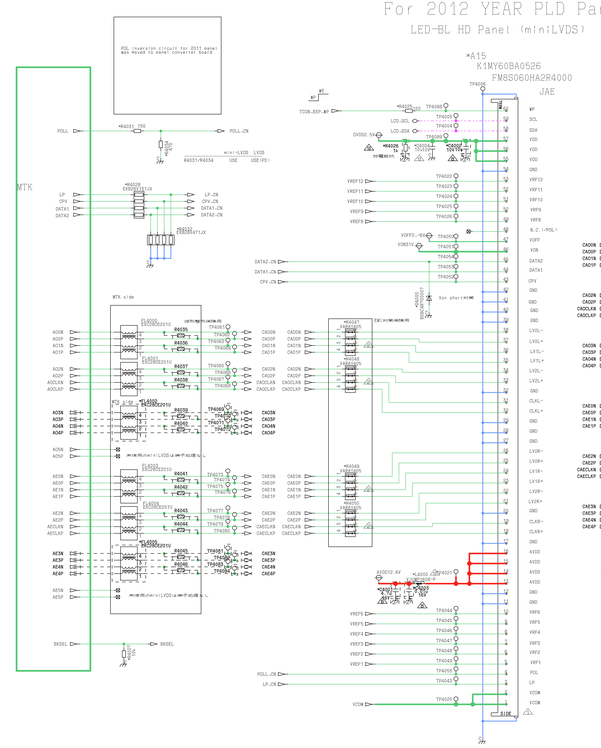

For 2011 LG Panel
Lamp-BL FHD Panel (LVDS)

JEIDA 10bit

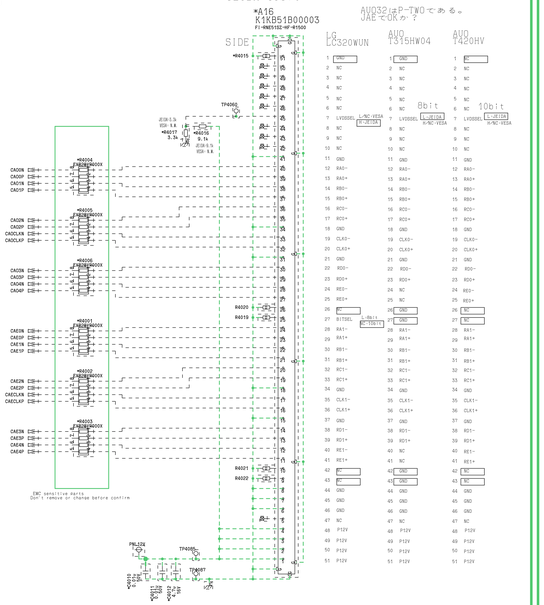

AU032はP-TWOである。
JAE-でOKか？

	LG LC320WUN	AUO T315HW04	AUO T420HV
		8bit	10bit
		L-JEIDA N-NC-VESA	L-JEIDA N-NC-VESA
	L-NC-VESA N-JEIDA		
	L-8bit N-10bit		

LG Panel Vcc=12V

[Block Name]

T-CON DAC for PLD Panel
REF No. 4120 - 4149

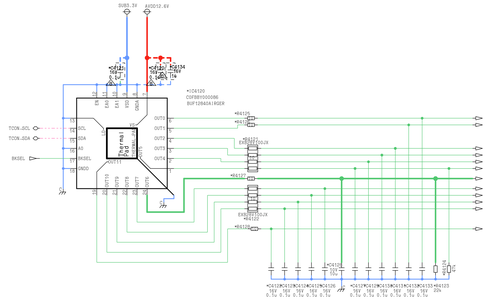

PANEL12V for LVDS Panel

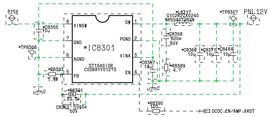

FHD model は 12V設定

[Block Name]

T-CON DCDC for PLD Panel
REF No. 4150 - 4199

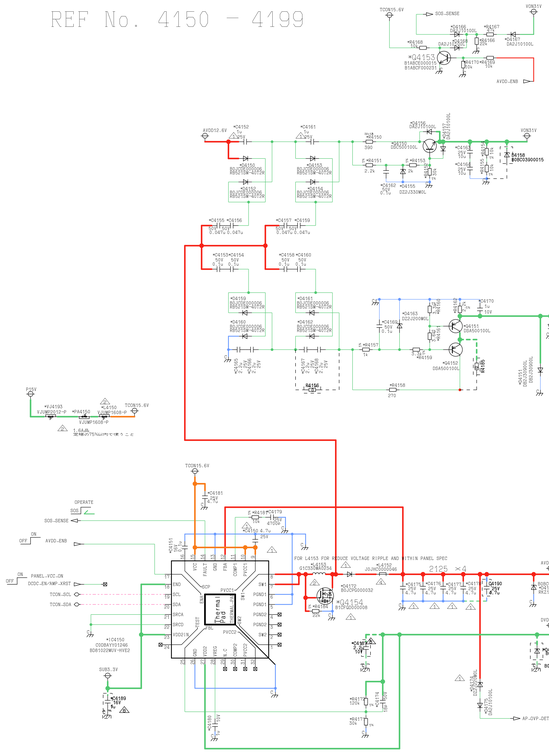

2012_DCDC専用（BD81022を実装すること）

CHANGE	
Change No.	1811-6231
Date	2011/10/24
Common Mng.	
Described	
Approved	
Engineering Department	MTV R&D
APPROVE RANGE	

CHG NO.	REPORT NO.	DATE	CHANGED BY	APPROVED BY	PG NO.
01	1911-0231	2/10/11	2MAY-01	2F CHN S.	S.
02	1911-0232	2/10/11	2MAY-01	2F CHN S.	S.
03	1911-0233	2/10/11	2MAY-01	2F CHN S.	S.
04	1911-0234	2/10/11	2MAY-01	2F CHN S.	S.
05	1911-0235	2/10/11	2MAY-01	2F CHN S.	S.
06	1911-0236	2/10/11	2MAY-01	2F CHN S.	S.
07	1911-0237	2/10/11	2MAY-01	2F CHN S.	S.
08	1911-0238	2/10/11	2MAY-01	2F CHN S.	S.
09	1911-0239	2/10/11	2MAY-01	2F CHN S.	S.
10	1911-0240	2/10/11	2MAY-01	2F CHN S.	S.
11	1911-0241	2/10/11	2MAY-01	2F CHN S.	S.
12	1911-0242	2/10/11	2MAY-01	2F CHN S.	S.
13	1911-0243	2/10/11	2MAY-01	2F CHN S.	S.
14	1911-0244	2/10/11	2MAY-01	2F CHN S.	S.
15	1911-0245	2/10/11	2MAY-01	2F CHN S.	S.
16	1911-0246	2/10/11	2MAY-01	2F CHN S.	S.
17	1911-0247	2/10/11	2MAY-01	2F CHN S.	S.
18	1911-0248	2/10/11	2MAY-01	2F CHN S.	S.
19	1911-0249	2/10/11	2MAY-01	2F CHN S.	S.
20	1911-0250	2/10/11	2MAY-01	2F CHN S.	S.
21	1911-0251	2/10/11	2MAY-01	2F CHN S.	S.
22	1911-0252	2/10/11	2MAY-01	2F CHN S.	S.
23	1911-0253	2/10/11	2MAY-01	2F CHN S.	S.
24	1911-0254	2/10/11	2MAY-01	2F CHN S.	S.
25	1911-0255	2/10/11	2MAY-01	2F CHN S.	S.

CONFIDENTIAL

SHEET009:TCON
CRNo:4000-4999

PLOT	11/12/15 / 00:22:00	Kamariah
VARIATION	UA	
SHEET	TNP4G521_A.cir/011.sht	

[Block Name]

AVSW-Connection

REF No. 3050 - 3249

[Net Variation]

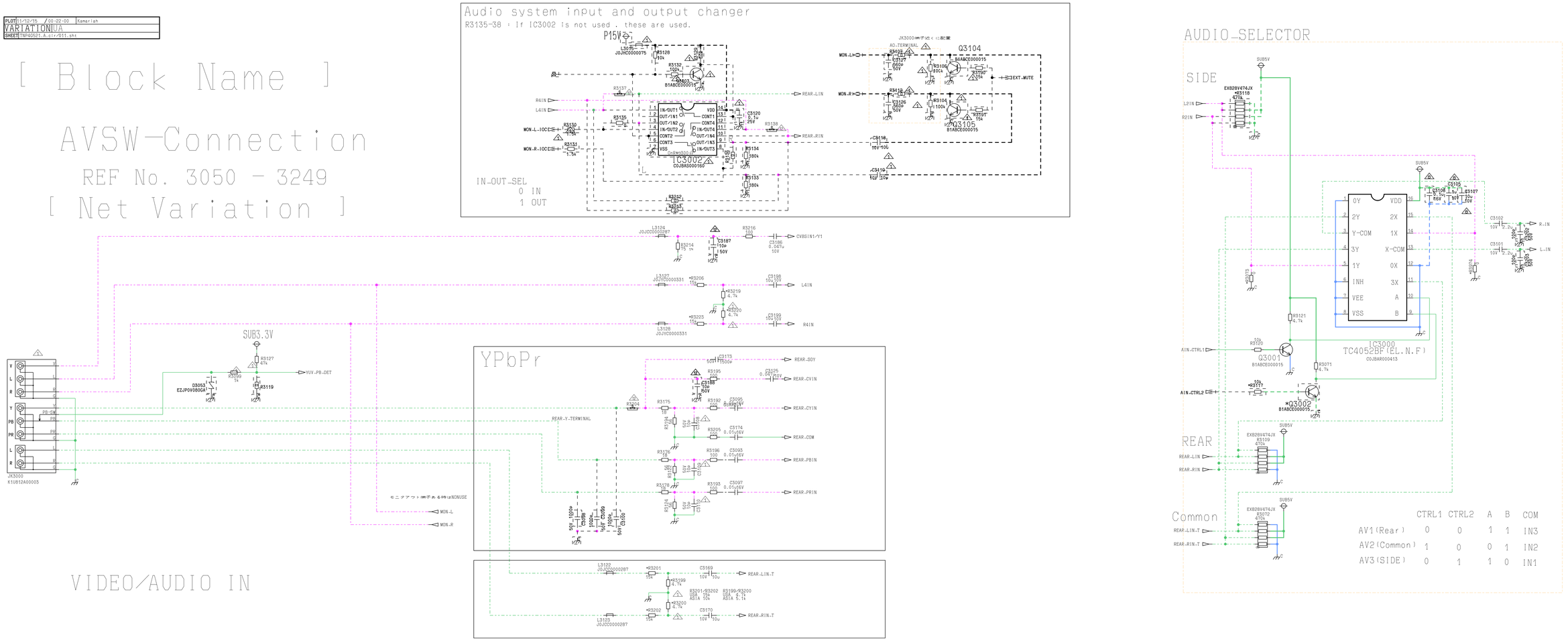

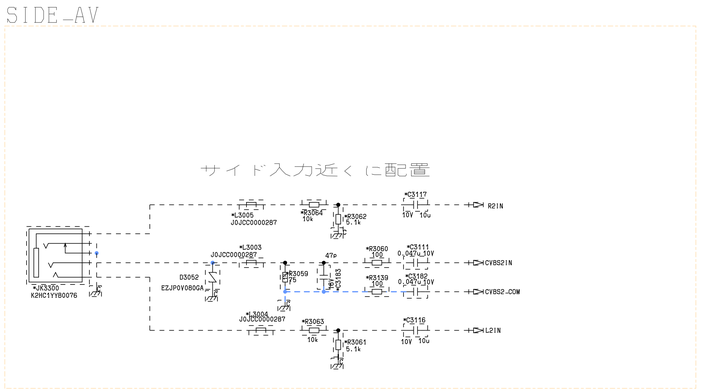

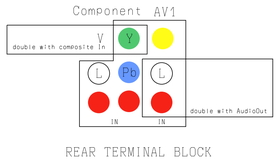

CHG NO.	REPORT NO.	DATE	CHANGED BY	APPROVED BY	END
N1	TR11-0486	11/10/11	KAMARIAH	MR EDWIN	N
N2	TR11-0512	22/10/11	KAMARIAH	MR EDWIN	N
N3	TR11-0515	24/10/11	KAMARIAH	MR EDWIN	N
N4	TR11-0518	27/10/11	KAMARIAH	MR EDWIN	N
N5	TR11-0521	27/10/11	KAMARIAH	MR EDWIN	N
N6	TR11-0525	27/10/11	KAMARIAH	MR EDWIN	N
N7	TR11-0528	27/10/11	KAMARIAH	MR EDWIN	N
N8	TR11-0544	31/10/11	KAMARIAH	MR EDWIN	N
N9	TR11-0577	5/11/11	KAMARIAH	MR EDWIN	N
N10	TR11-0587	11/11/11	KAMARIAH	MR EDWIN	N
N11	TR11-0612	15/11/11	KAMARIAH	MR EDWIN	N
N12	TR11-0623	16/12/11	KAMARIAH	MR EDWIN	N
N13	TR11-0631	16/12/11	KAMARIAH	MR EDWIN	N

CHANGE	
Change No.	TR11-0631
Date	2011/10/24
Common Mng.	
Described	
Approved	

Engineering Department
MTV R&D
APPROVE RANGE

nit UA UC US UE TA TA SA UL
UG UE

PLOT 11/12/15 / 00:22:17	Kamariah	
VARIATION UA		
SHEET TNP4G521.A.cir/012.sht		

[Block Name]

AVSW-Connection

REF No. 3050 - 3249

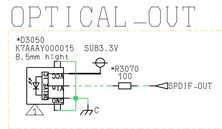

[Net Variation]

Sheet No.004

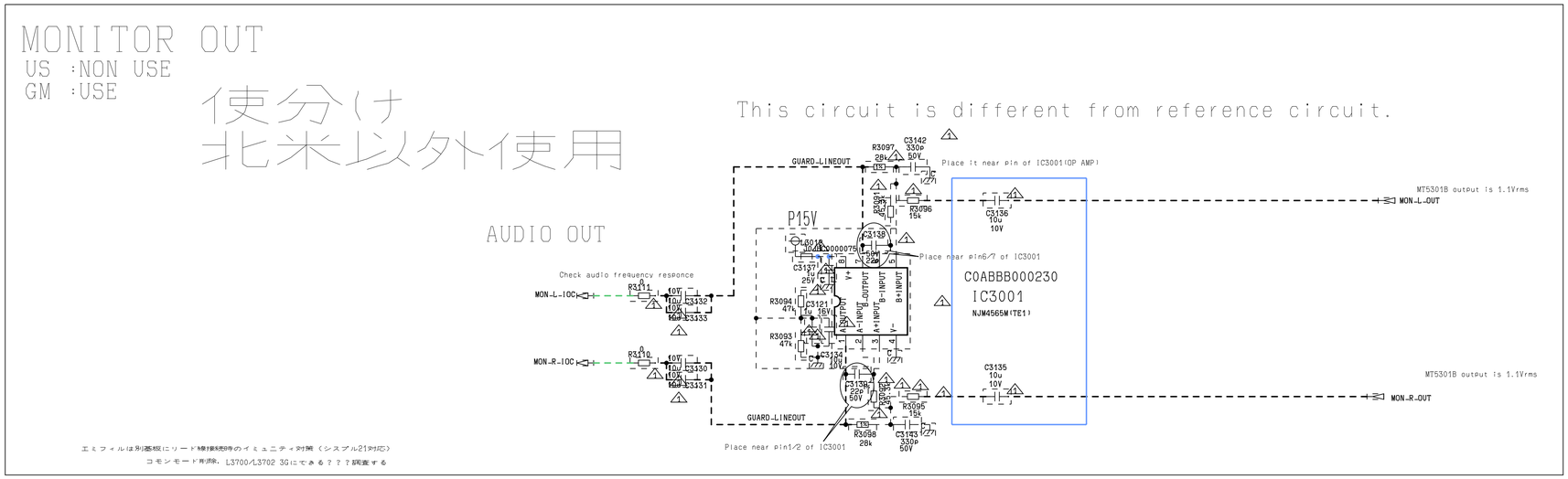

HP

MT5367 include "Volum control"
Change HP-AMP
(It has no "Volum control" function)

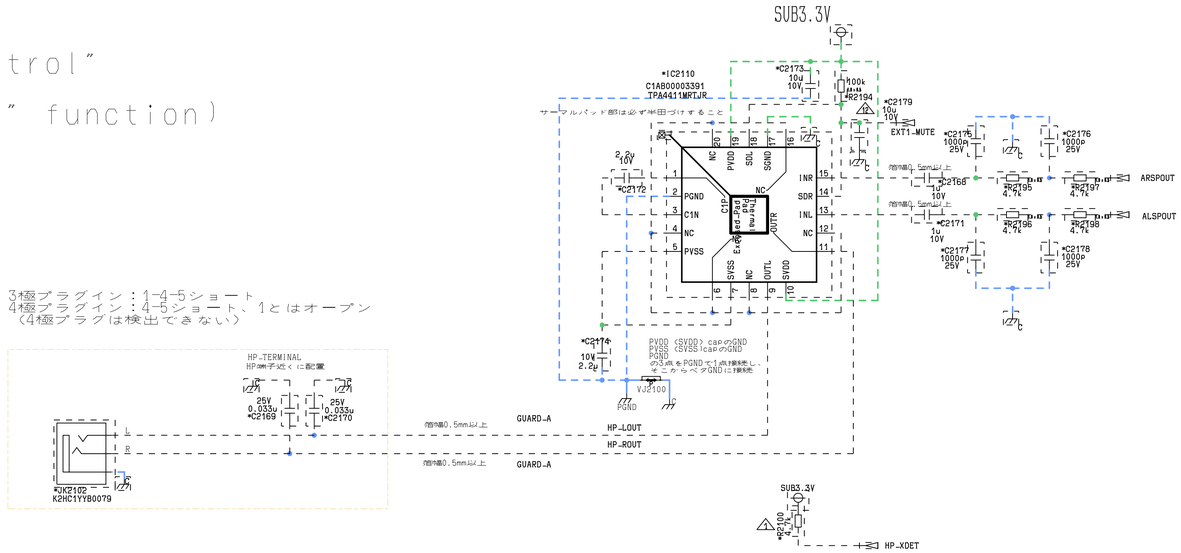

KEY_PERSON：MR.IKUNAMI

論理確認
（H/Lの何れでDETか？）

CHANGE	
Change No.	TR11-0631
Date	2011/10/24
Common Mng.	
Described	
Approved	
Engineering Department MTV R&D	

APPROVE RANGE

CHG NO.	REPORT NO.	DATE	CHANGED BY	APPROVED BY	END
H1	TR11-0486	31/10/11	KAMARIAH	WR EDWIN	N
H2	TR11-0512	22/10/11	KAMARIAH	WR EDWIN	N
H3	TR11-0515	24/10/11	KAMARIAH	WR EDWIN	N
H4	TR11-0518	27/10/11	KAMARIAH	WR EDWIN	N
H5	TR11-0521	27/10/11	KAMARIAH	WR EDWIN	N
H6	TR11-0525	27/10/11	KAMARIAH	WR EDWIN	N
H7	TR11-0528	27/10/11	KAMARIAH	WR EDWIN	N
H8	TR11-0544	01/11/11	KAMARIAH	WR EDWIN	N
H9	TR11-0577	15/11/11	KAMARIAH	WR EDWIN	N
H10	TR11-0587	17/11/11	KAMARIAH	WR EDWIN	N
H11	TR11-0612	25/11/11	KAMARIAH	WR EDWIN	N
H12	TR11-0623	16/12/11	KAMARIAH	WR EDWIN	N
H13	TR11-0631	28/12/11	KAMARIAH	WR EDWIN	N

HDMI

[Block Name]

HDMI Connector IF

REF No. 4500 - 4749

[Net Variation]

1系統	2系統
HDMI1	HDMI2

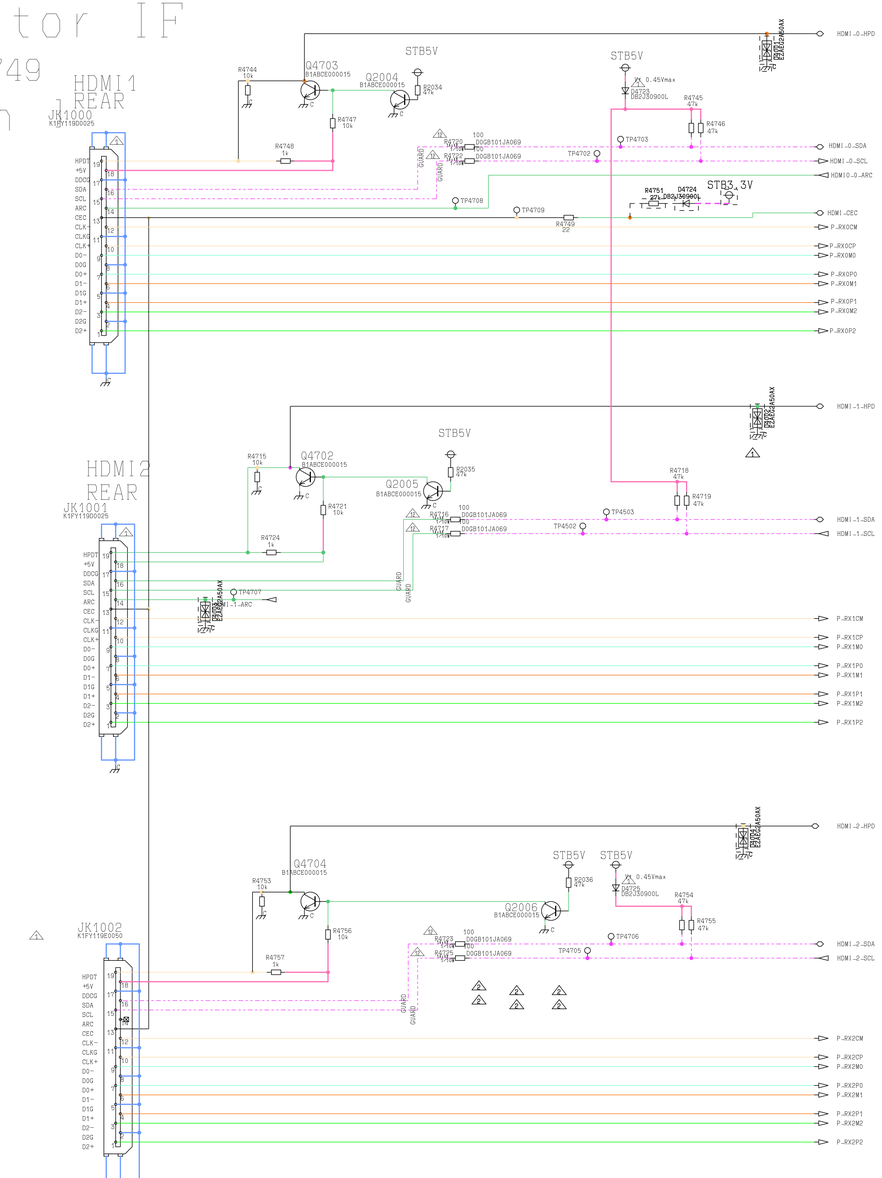

SIDE

PANEL	Flange	Part Number
LAMP	Use	K1FY119E0025
LED	None	K1FY119E0026

HDMI3
SIDE

[Block Name]

ARC

REF No. 4750 - 4799

[Net Variation]

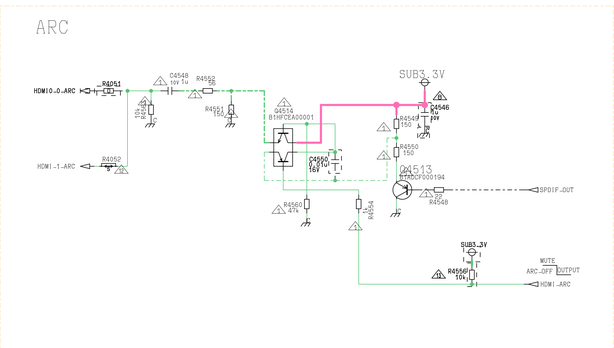

PLOT	11/12/15	00:22:35 Kamariah
VARIATION	UA	
SHEET	TNP4G521_A.cir/013.sht	

CHANGE	
Change No.	TR11-0631
Date	2011/10/24
Common Mng.	
Described	
Approved	
Engineering Department	MTV R&D
APPROVE RANGE	

CHG NO.	REPORT NO.	DATE	CHANGED BY	APPROVED BY	END
H1	TR11-0606	11/10/11	KAMARIAH	MR EDWIN	N
H2	TR11-0612	22/10/11	KAMARIAH	MR EDWIN	N
H3	TR11-0615	24/10/11	KAMARIAH	MR EDWIN	N
H4	TR11-0618	27/10/11	KAMARIAH	MR EDWIN	N
H5	TR11-0621	27/10/11	KAMARIAH	MR EDWIN	N
H6	TR11-0625	27/10/11	KAMARIAH	MR EDWIN	N
H7	TR11-0628	27/10/11	KAMARIAH	MR EDWIN	N
H8	TR11-0644	31/11/11	KAMARIAH	MR EDWIN	N
H9	TR11-0677	5/11/11	KAMARIAH	MR EDWIN	N
H10	TR11-0687	7/11/11	KAMARIAH	MR EDWIN	N
H11	TR11-0612	9/11/11	KAMARIAH	MR EDWIN	N
H12	TR11-0623	16/12/11	KAMARIAH	MR EDWIN	N
H13	TR11-0631	26/12/11	KAMARIAH	MR EDWIN	N

Which port is ARC of EURO model ?
US :HDMI1
GM :HDMI2

Need to confirm HDMI logic

[Block Name]

SD

REF No. 8000 - 8999

[Net Variation]

SD_CARD

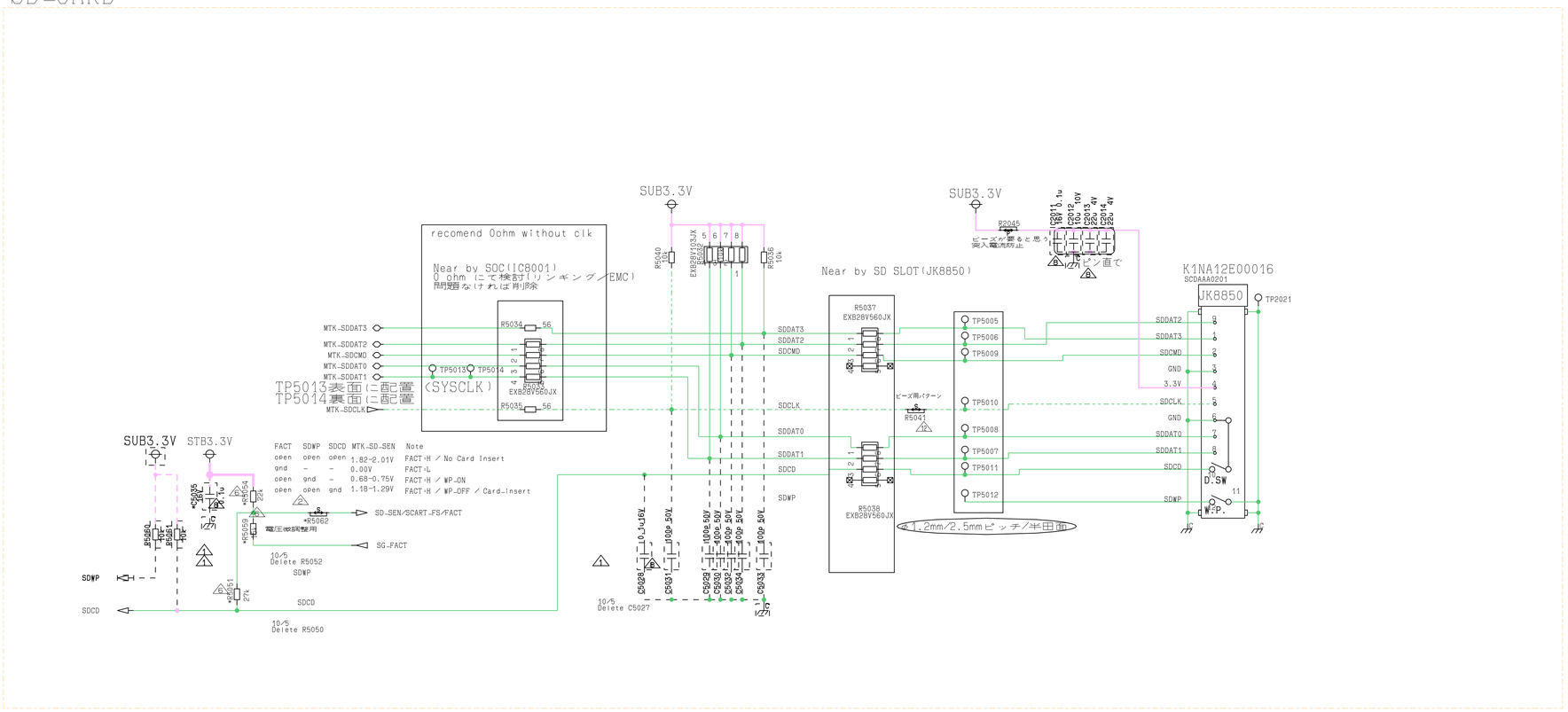

CHANGE	
Change No.	TR11-0631
Date	2011/10/24
Common Mng.	
Described	
Approved	

Engineering Department
MTV R&D
APPROVE RANGE

CHG NO.	REPORT NO.	DATE	CHANGED BY	APPROVED BY	END
H1	TR11-0486	21/10/11	KAWARIAH	MR EDWIN	N
H2	TR11-0512	22/10/11	KAWARIAH	MR EDWIN	N
H3	TR11-0515	24/10/11	KAWARIAH	MR EDWIN	N
H4	TR11-0518	27/10/11	KAWARIAH	MR EDWIN	N
H5	TR11-0521	27/10/11	KAWARIAH	MR EDWIN	N
H6	TR11-0525	27/10/11	KAWARIAH	MR EDWIN	N
H7	TR11-0528	27/10/11	KAWARIAH	MR EDWIN	N
H8	TR11-0544	31/11/11	KAWARIAH	MR EDWIN	N
H9	TR11-0577	5/11/11	KAWARIAH	MR EDWIN	N
H10	TR11-0587	17/11/11	KAWARIAH	MR EDWIN	N
H11	TR11-0612	25/11/11	KAWARIAH	MR EDWIN	N
H12	TR11-0623	06/12/11	KAWARIAH	MR EDWIN	N
H13	TR11-0631	08/12/11	KAWARIAH	MR EDWIN	N

CONFIDENTIAL

[Block Name]

USB

REF No. 5600 - 5649

[Net Variation]

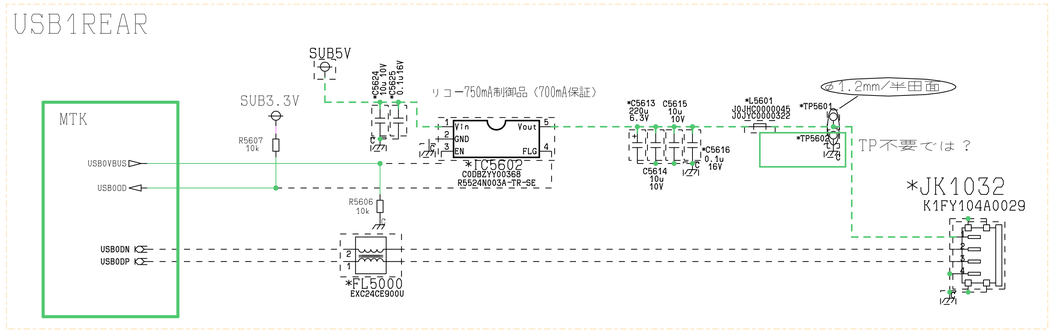

FOXCONN
10.5mm品
フランジ無し

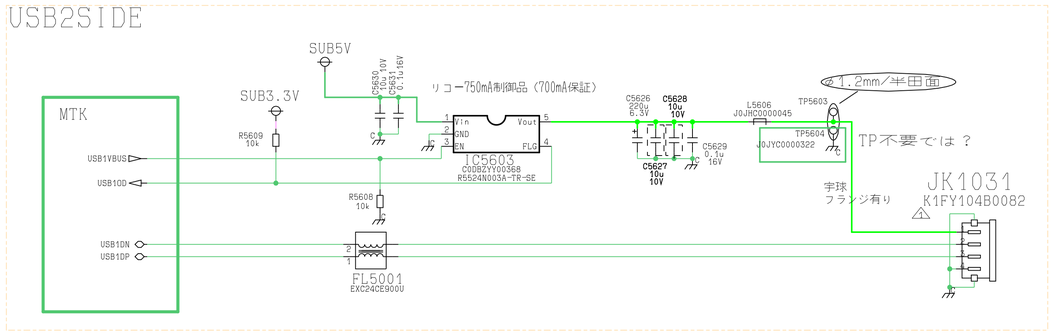

CHG NO.	REPORT NO.	DATE	CHANGED BY	APPROVED BY	ENG
H1	TR11-0486	11/10/11	KAWARIAH	MR EDWIN	N
H2	TR11-0512	21/10/11	KAWARIAH	MR EDWIN	N
H3	TR11-0515	24/10/11	KAWARIAH	MR EDWIN	N
H4	TR11-0518	21/10/11	KAWARIAH	MR EDWIN	N
H5	TR11-0521	21/10/11	KAWARIAH	MR EDWIN	N
H6	TR11-0525	21/10/11	KAWARIAH	MR EDWIN	N
H7	TR11-0528	21/10/11	KAWARIAH	MR EDWIN	N
H8	TR11-0544	11/11/11	KAWARIAH	MR EDWIN	N
H9	TR11-0577	15/11/11	KAWARIAH	MR EDWIN	N
H10	TR11-0587	17/11/11	KAWARIAH	MR EDWIN	N
H11	TR11-0612	5/11/11	KAWARIAH	MR EDWIN	N
H12	TR11-0623	6/12/11	KAWARIAH	MR EDWIN	N
H13	TR11-0631	8/12/11	KAWARIAH	MR EDWIN	N

CHANGE	
Change No.	TR11-0631
Date	2011/10/24
Common Mng.	
Described	
Approved	
Engineering Department MTV R&D	

APPROVE RANGE

PLOT	11/12/15 / 00:31:24	Kamariah
VARIATION	UA	
SHEET	TNP4G521.A.cir/016.sht	

[Block Name]

AVSW-Connection

REF No. 3050 - 3249

[Net Variation]

PC
対策部品の明確化を行うこと
Immunity/EMC/ESD対策

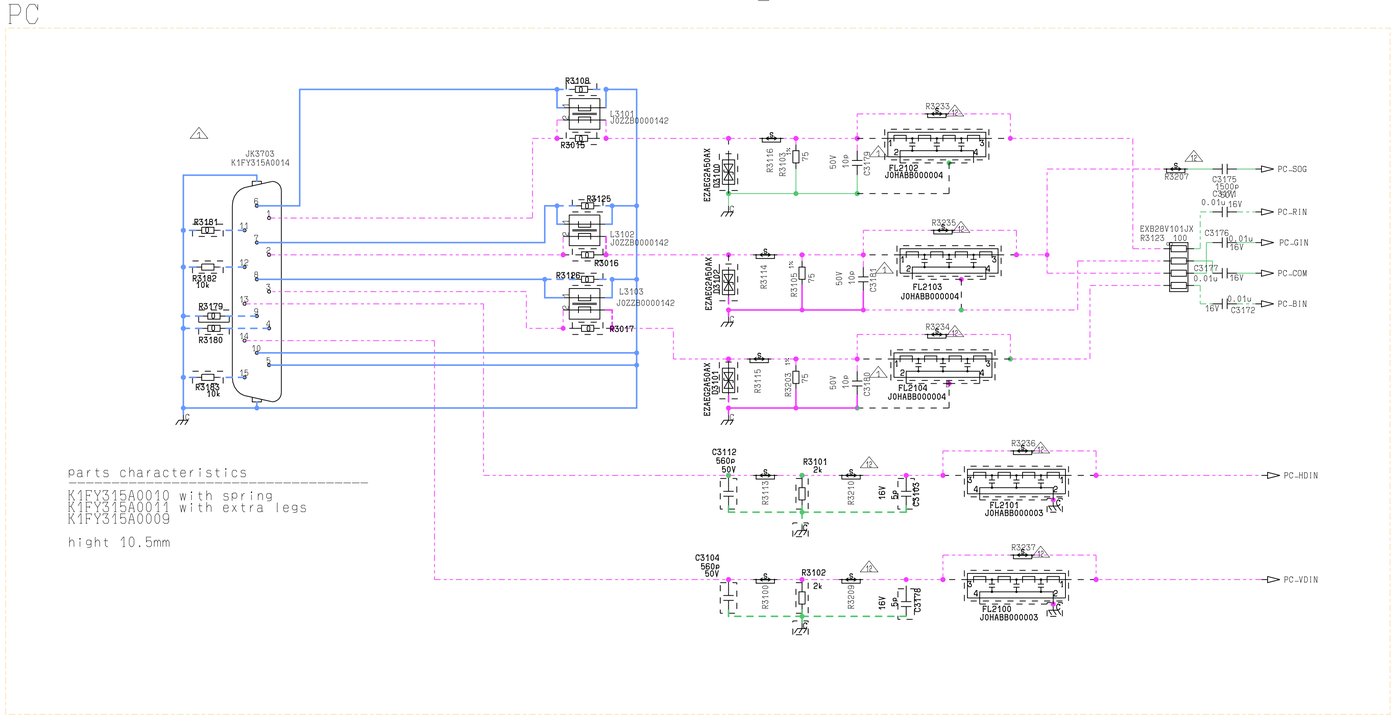

CHG NO.	REPORT NO.	DATE	CHANGED BY	APPROVED BY	END
H1	TR11-0486	21/10/11	KAMARIAH	MR EDWIN	N
H2	TR11-0512	22/10/11	KAMARIAH	MR EDWIN	N
H3	TR11-0515	24/10/11	KAMARIAH	MR EDWIN	N
H4	TR11-0518	27/10/11	KAMARIAH	MR EDWIN	N
H5	TR11-0521	27/10/11	KAMARIAH	MR EDWIN	N
H6	TR11-0525	27/10/11	KAMARIAH	MR EDWIN	N
H7	TR11-0528	27/10/11	KAMARIAH	MR EDWIN	N
H8	TR11-0544	31/11/11	KAMARIAH	MR EDWIN	N
H9	TR11-0577	15/11/11	KAMARIAH	MR EDWIN	N
H10	TR11-0587	17/11/11	KAMARIAH	MR EDWIN	N
H11	TR11-0612	25/11/11	KAMARIAH	MR EDWIN	N
H12	TR11-0623	26/12/11	KAMARIAH	MR EDWIN	N
H13	TR11-0631	28/12/11	KAMARIAH	MR EDWIN	N

CHANGE	
Change No.	TR11-0631
Date	2011/10/24
Common Mng.	
Described	
Approved	
Engineering Department	
MTV R&D	
APPROVE RANGE	

nit UA UC US UB TA TD SA UL
UG UE

NON-USE FOR EURO MODEL

PLOT	11/12/15 / 00:31:41	Kamariah
VARIATION	UA	
SHEET	TNP4G521.A.cir/017.sht	

[Block Name]

AVSW-Connection

REF No. 3050 - 3249

使分け
欧州(SCART)のみ

[Net Variation]

CHG NO.	REPORT NO.	DATE	CHANGED BY	APPROVED BY	END
H1	TR11-0486	21/10/11	KAMARIAH	MR EDWIN	N
H2	TR11-0512	22/10/11	KAMARIAH	MR EDWIN	N
H3	TR11-0515	24/10/11	KAMARIAH	MR EDWIN	N
H4	TR11-0518	27/10/11	KAMARIAH	MR EDWIN	N
H5	TR11-0521	27/10/11	KAMARIAH	MR EDWIN	N
H6	TR11-0525	27/10/11	KAMARIAH	MR EDWIN	N
H7	TR11-0526	27/10/11	KAMARIAH	MR EDWIN	N
H8	TR11-0544	01/11/11	KAMARIAH	MR EDWIN	N
H9	TR11-0577	25/11/11	KAMARIAH	MR EDWIN	N
H10	TR11-0587	27/11/11	KAMARIAH	MR EDWIN	N
H11	TR11-0612	25/11/11	KAMARIAH	MR EDWIN	N
H12	TR11-0623	06/12/11	KAMARIAH	MR EDWIN	N
H13	TR11-0631	08/12/11	KAMARIAH	MR EDWIN	N

CHANGE	
Change No.	TR11-0631
Date	2011/10/24
Common Mng.	
Described	
Approved	
Engineering Department MTV R&D	

APPROVE RANGE

SCART

[Block Name]

SOS

REF No. 5170 - 5199

[Net Variation]

LCD

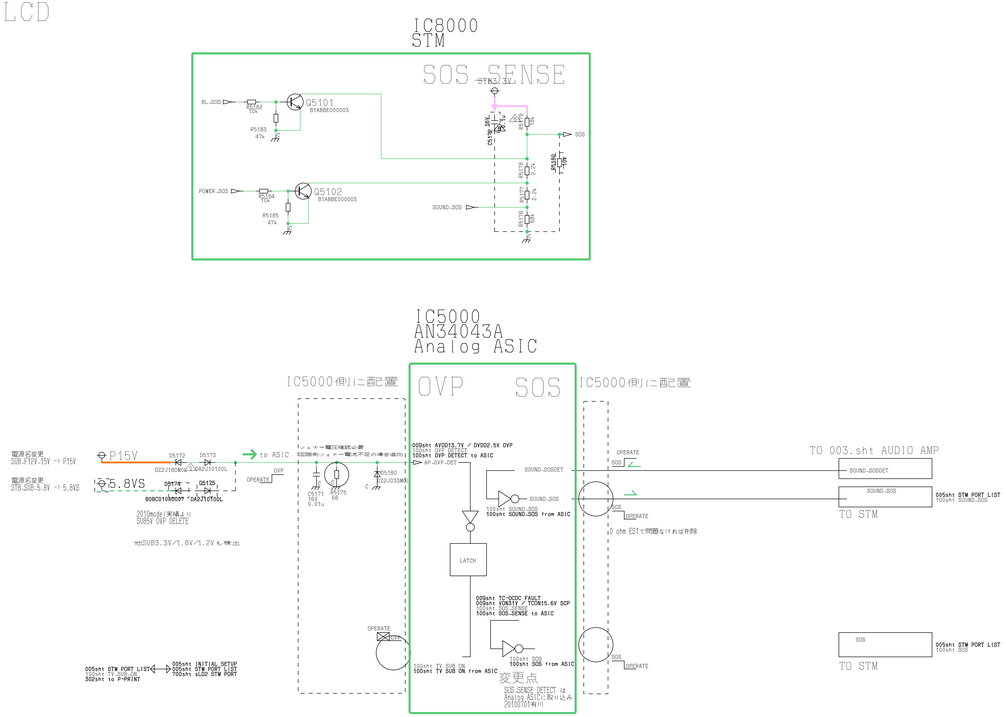

[Block Name]

Analog ASIC

REF No. 5000 - 5139

[Net Variation]

LCD

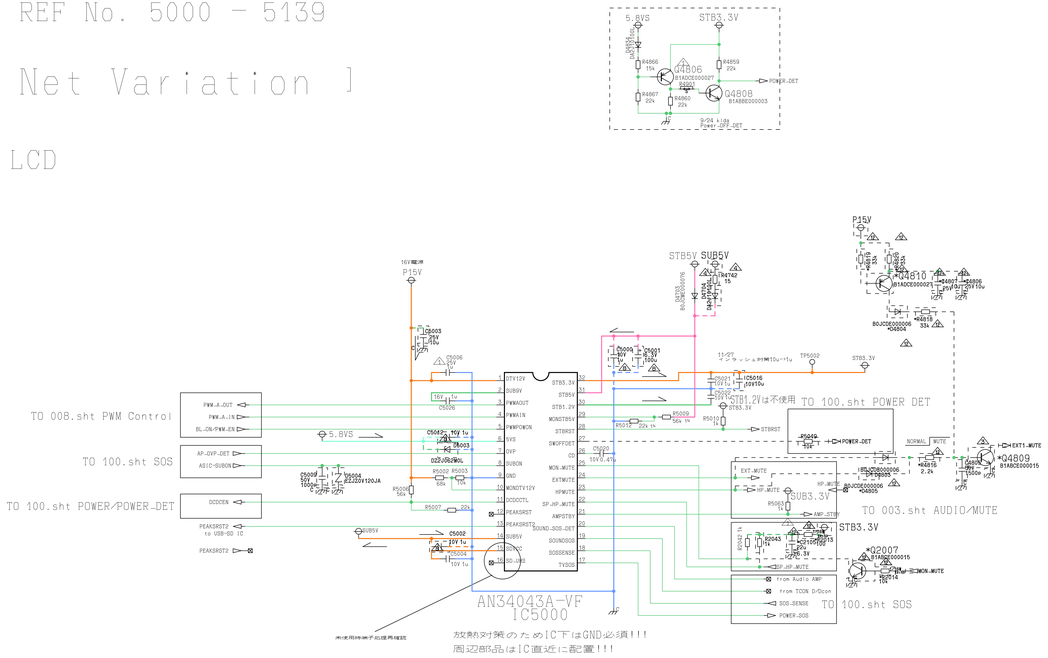

CHANGE	
Change No.	TR11-0631
Date	2011/10/24
Common Mng.	
Described	
Approved	
Engineering Department MTV R&D	

APPROVE RANGE

CHG NO.	REPORT NO.	DATE	CHANGED BY	APPROVED BY	NO
01	TR11-0686	07/05/11	2/AMAFUJI	MF EIWIN	1
02	TR11-0652	07/05/11	2/AMAFUJI	MF EIWIN	1
03	TR11-0635	06/05/11	2/AMAFUJI	MF EIWIN	1
04	TR11-0635	07/05/11	2/AMAFUJI	MF EIWIN	1
05	TR11-0627	07/05/11	2/AMAFUJI	MF EIWIN	1
06	TR11-0625	07/05/11	2/AMAFUJI	MF EIWIN	1
07	TR11-0635	07/05/11	2/AMAFUJI	MF EIWIN	1
08	TR11-0686	07/05/11	2/AMAFUJI	MF EIWIN	1
09	TR11-0677	07/05/11	2/AMAFUJI	MF EIWIN	1
010	TR11-0687	07/05/11	2/AMAFUJI	MF EIWIN	1
011	TR11-0653	07/05/11	2/AMAFUJI	MF EIWIN	1
012	TR11-0625	07/05/11	2/AMAFUJI	MF EIWIN	1
013	TR11-0631	07/05/11	2/AMAFUJI	MF EIWIN	1

[Block Name]

Set

REF No. 2000 - 2499

[Net Variation]

E3-US/GM-LCD

グローバル共用仕様

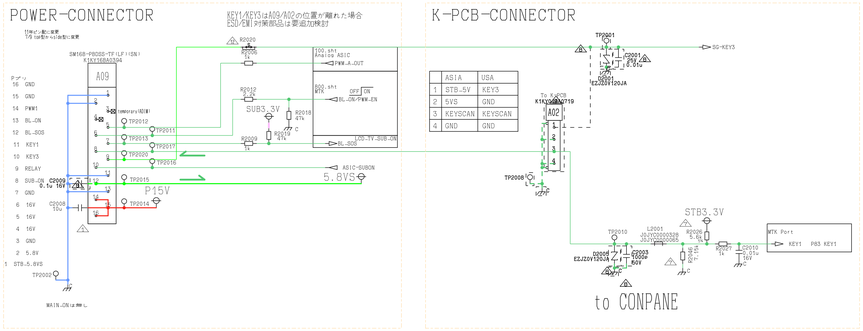

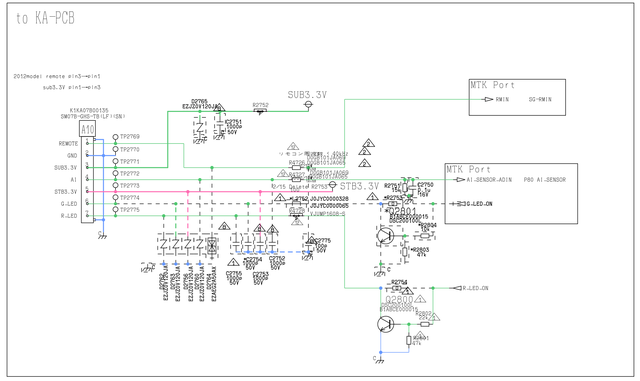

ソフト制御になる
但し、KEY3がつながらなくなるのでR1963のみNon-Useで用意する

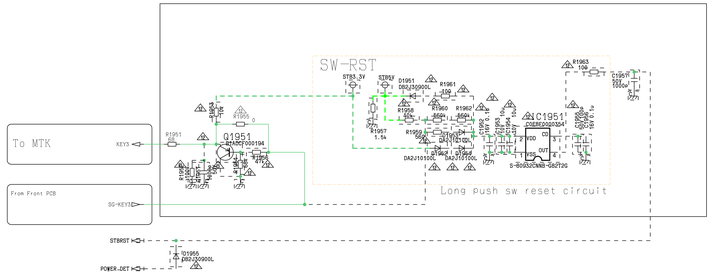

[Block Name]

SUB ON by MTK

REF No. 2000 - 2499

[Net Variation]

E3-US/GM-LCD

一連の論理(ASIC+P側)を確認
SUB-ON

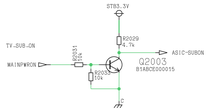

CHG NO.	REPORT NO.	DATE	CHANGED BY	APPROVED BY	ENG.
01	TR11-0620	11/11/11	DAMAYAN	MR ERWIN	S
02	TR11-0652	11/11/11	DAMAYAN	MR ERWIN	S
03	TR11-0715	11/11/11	DAMAYAN	MR ERWIN	S
04	TR11-0728	11/11/11	DAMAYAN	MR ERWIN	S
05	TR11-0721	11/11/11	DAMAYAN	MR ERWIN	S
06	TR11-0725	11/11/11	DAMAYAN	MR ERWIN	S
07	TR11-0526	11/11/11	DAMAYAN	MR ERWIN	S
08	TR11-0546	11/11/11	DAMAYAN	MR ERWIN	S
09	TR11-0577	11/11/11	DAMAYAN	MR ERWIN	S
010	TR11-0587	11/11/11	DAMAYAN	MR ERWIN	S
011	TR11-0612	11/11/11	DAMAYAN	MR ERWIN	S
012	TR11-0623	11/11/11	DAMAYAN	MR ERWIN	S
013	TR11-0631	11/11/11	DAMAYAN	MR ERWIN	S

CHANGE	
Change No.	TR11-0631
Date	2011/10/24
Common Mng.	
Described	
Approved	
Engineering Department	MTV R&D

APPROVE RANGE

SPI_ROM

SPI 16MB(128Mb)

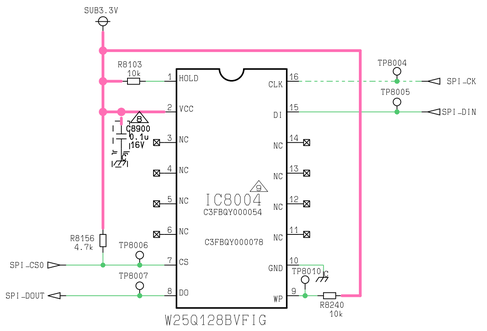

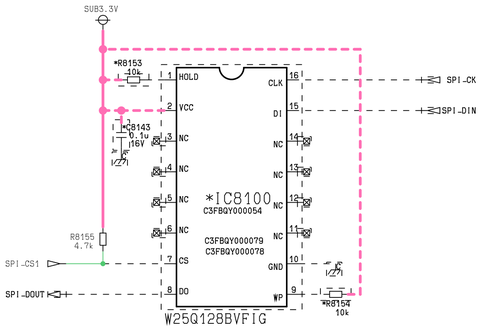

GPC推奨部品へ置き換え検討
(MTK推奨含む)
C3FBQY000032は仮
配線も仮

SPI_DOはMT5367からみてIN

CHG NO.	REPORT NO.	DATE	CHANGED BY	APPROVED BY	END
R1	TR11-0486	11/10/11	KAMARIAH	MR EDWIN	N
R2	TR11-0512	22/10/11	KAMARIAH	MR EDWIN	N
R3	TR11-0515	24/10/11	KAMARIAH	MR EDWIN	N
R4	TR11-0518	27/10/11	KAMARIAH	MR EDWIN	N
R5	TR11-0521	27/10/11	KAMARIAH	MR EDWIN	N
R6	TR11-0525	27/10/11	KAMARIAH	MR EDWIN	N
R7	TR11-0528	27/10/11	KAMARIAH	MR EDWIN	N
R8	TR11-0544	21/11/11	KAMARIAH	MR EDWIN	N
R9	TR11-0577	15/11/11	KAMARIAH	MR EDWIN	N
R10	TR11-0587	17/11/11	KAMARIAH	MR EDWIN	N
R11	TR11-0612	25/11/11	KAMARIAH	MR EDWIN	N
R12	TR11-0623	06/12/11	KAMARIAH	MR EDWIN	N
R13	TR11-0631	08/12/11	KAMARIAH	MR EDWIN	N

STM_EEPROM

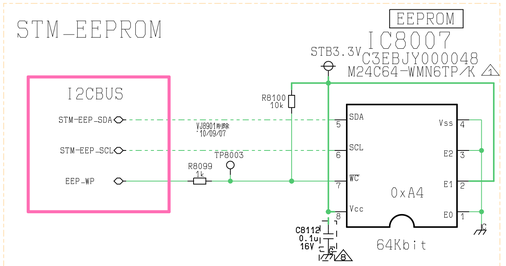

CHANGE	
Change No.	TR11-0631
Date	2011/10/24
Common Mng.	
Described	
Approved	
Engineering Department MTV R&D	

APPROVE RANGE

CONFIDENTIAL

SHEETXXX:COMMON_NAND.SPC.JTAG.EEPROM
CRNo:8240-8299

PLOT	11/12/15 / 00:32:56 Kamariah
VARIATION	UA
SHEET	TNP4G521.A.cir/302.sht

STB5V

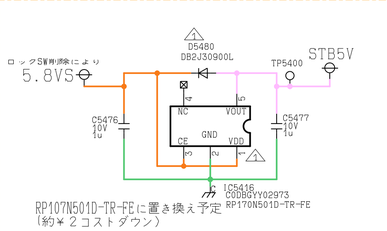

DMD1.1V

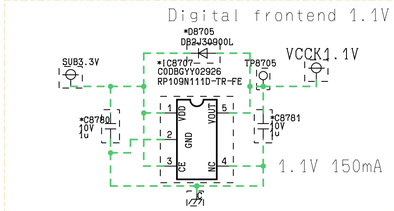

SUB1.2V

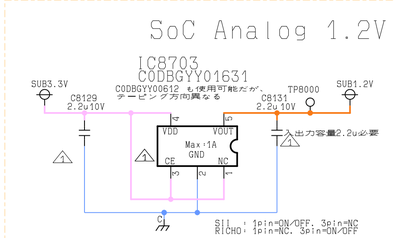

SUB1.8V

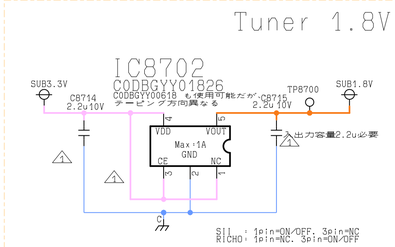

ADAC3.3V

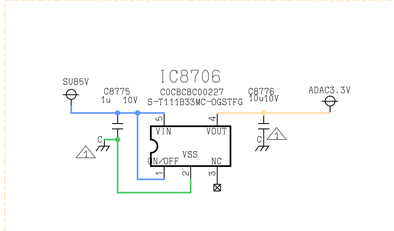

SUB5V

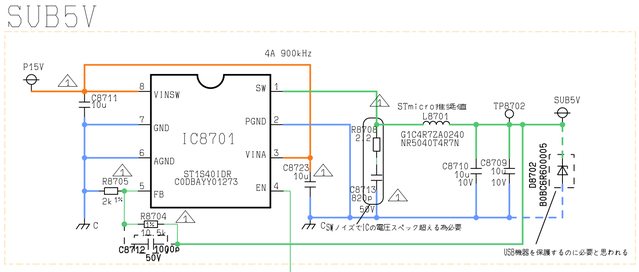

VCCK1.2V

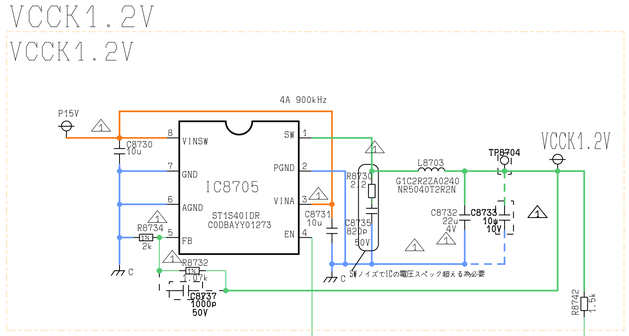

DDR1.5V

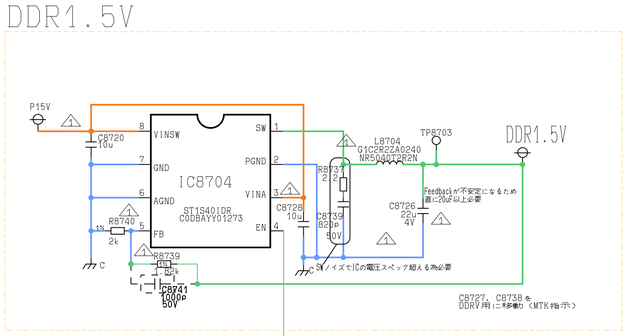

SUB3.3V

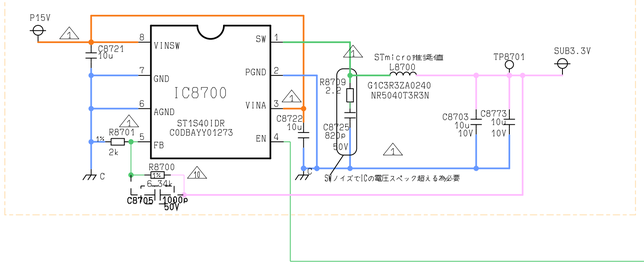

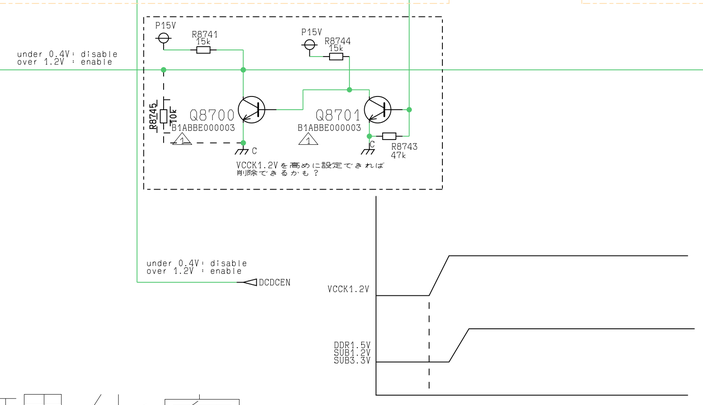

DC-DC木田さん合理化案

CHG NO.	REPORT NO.	DATE	CHANGED BY	APPROVED BY	END
H1	TR11-0486	17/10/11	KAMARIAH	MR EDWIN	N
H2	TR11-0512	22/10/11	KAMARIAH	MR EDWIN	N
H3	TR11-0515	24/10/11	KAMARIAH	MR EDWIN	N
H4	TR11-0518	27/10/11	KAMARIAH	MR EDWIN	N
H5	TR11-0521	27/10/11	KAMARIAH	MR EDWIN	N
H6	TR11-0525	27/10/11	KAMARIAH	MR EDWIN	N
H7	TR11-0528	27/10/11	KAMARIAH	MR EDWIN	N
H8	TR11-0544	31/11/11	KAMARIAH	MR EDWIN	N
H9	TR11-0577	15/11/11	KAMARIAH	MR EDWIN	N
H10	TR11-0587	17/11/11	KAMARIAH	MR EDWIN	N
H11	TR11-0612	25/11/11	KAMARIAH	MR EDWIN	N
H12	TR11-0623	06/12/11	KAMARIAH	MR EDWIN	N
H13	TR11-0631	08/12/11	KAMARIAH	MR EDWIN	N

CHANGE	
Change No.	TR11-0631
Date	2011/10/24
Common Mng.	
Described	
Approved	
Engineering Department MTV R&D	

APPROVE RANGE

CONFIDENTIAL

SHEET Common-Power
CRNo:8700

PLOT 11/12/15 / 00:33:15 Kamariah
VARIATION UA
SHEET TNP40521.A.cir/701.sht

CONFIDENTIAL

SHEET701 : MTK POWER
CRNo : 8001 — 8099

POWER

AVDD1V2_BYPASSCONDENSER

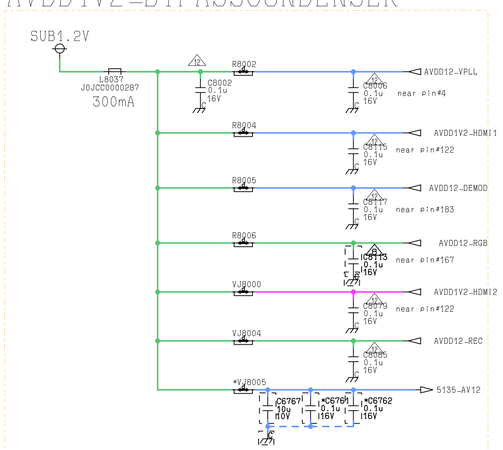

DVDD3V3_BYPASSCONDENSER

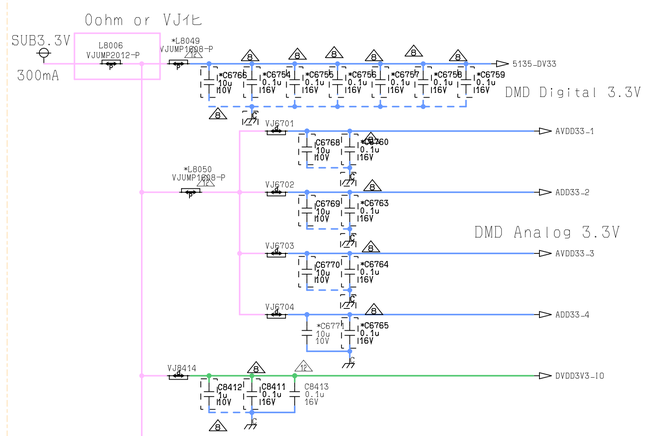

ADAC_3V3_BYPASSCONDENSER

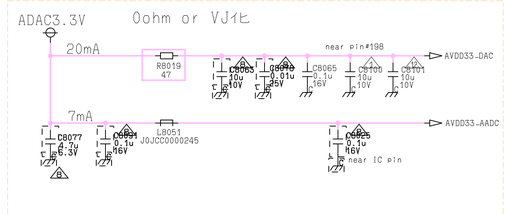

DDR_POWER

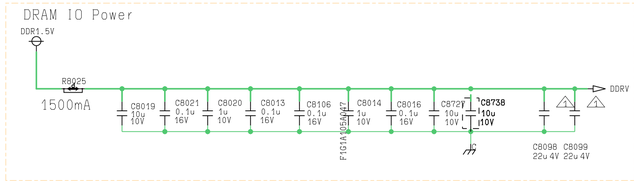

VCCK1R2V_BYPASSCONDENSER

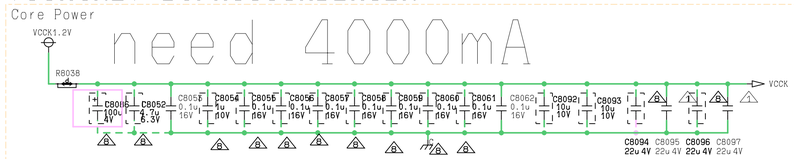

VCCK1R1V_BYPASSCONDENSER

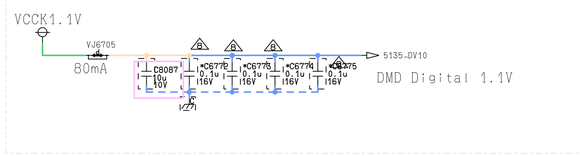

AVDD3V3_BYPASSCONDENSER

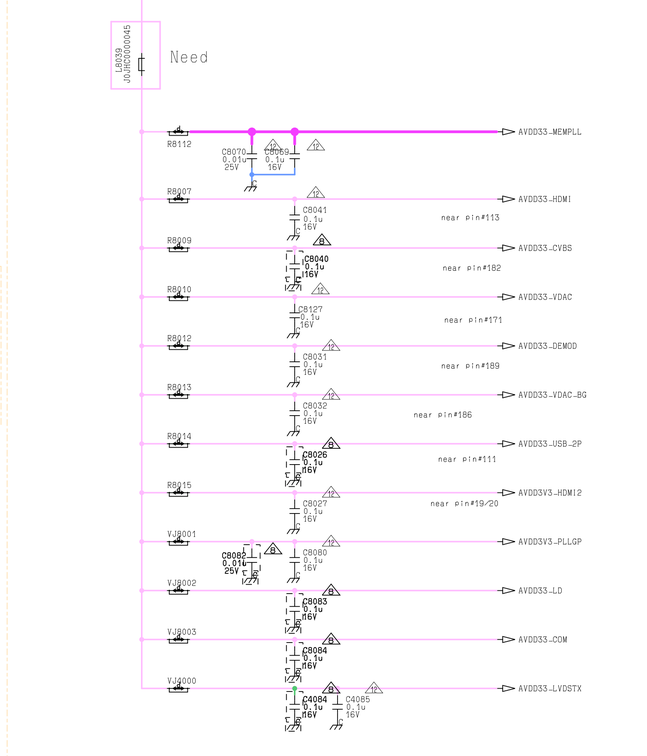

3V3SB_BYPASSCONDENSER

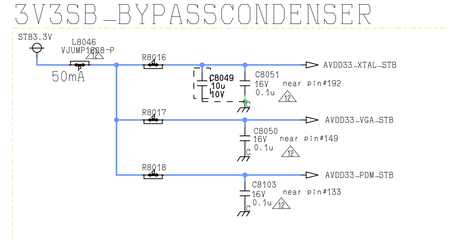

CHG NO.	REPORT NO.	DATE	CHANGED BY	APPROVED BY	END
H1	TR11-0486	17/10/11	KAMARIAH	MR EDWIN	N
H2	TR11-0512	21/10/11	KAMARIAH	MR EDWIN	N
H3	TR11-0515	24/10/11	KAMARIAH	MR EDWIN	N
H4	TR11-0518	27/10/11	KAMARIAH	MR EDWIN	N
H5	TR11-0521	27/10/11	KAMARIAH	MR EDWIN	N
H6	TR11-0525	27/10/11	KAMARIAH	MR EDWIN	N
H7	TR11-0528	27/10/11	KAMARIAH	MR EDWIN	N
H8	TR11-0544	31/11/11	KAMARIAH	MR EDWIN	N
H9	TR11-0577	5/11/11	KAMARIAH	MR EDWIN	N
H10	TR11-0587	7/11/11	KAMARIAH	MR EDWIN	N
H11	TR11-0612	25/11/11	KAMARIAH	MR EDWIN	N
H12	TR11-0623	16/12/11	KAMARIAH	MR EDWIN	N
H13	TR11-0631	18/12/11	KAMARIAH	MR EDWIN	N

CHANGE	
Change No.	TR11-0631
Date	2011/10/24
Common Mng.	
Described	
Approved	
Engineering Department	MTV R&D

— APPROVE RANGE —

PLOT 11/12/15 / 00:33:35	Kamariah	
VARIATION UA		
SHEET TNP40521.A.cir/703.sht		

CONFIDENTIAL

SHEET703:MTK DDR3
CRNo:8200 — 8299

1Gbit DDR3

CH0

TERMINATION

Damping and Termination for CLK

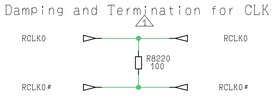

DAMPING

Damping for DDR AAR/CMD

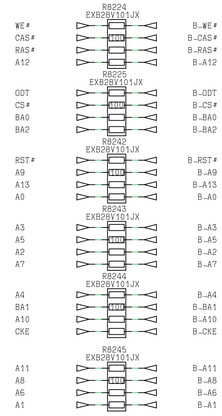

VREF_FOR_MT5367

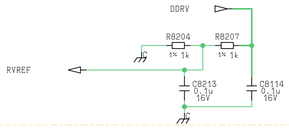

DD3

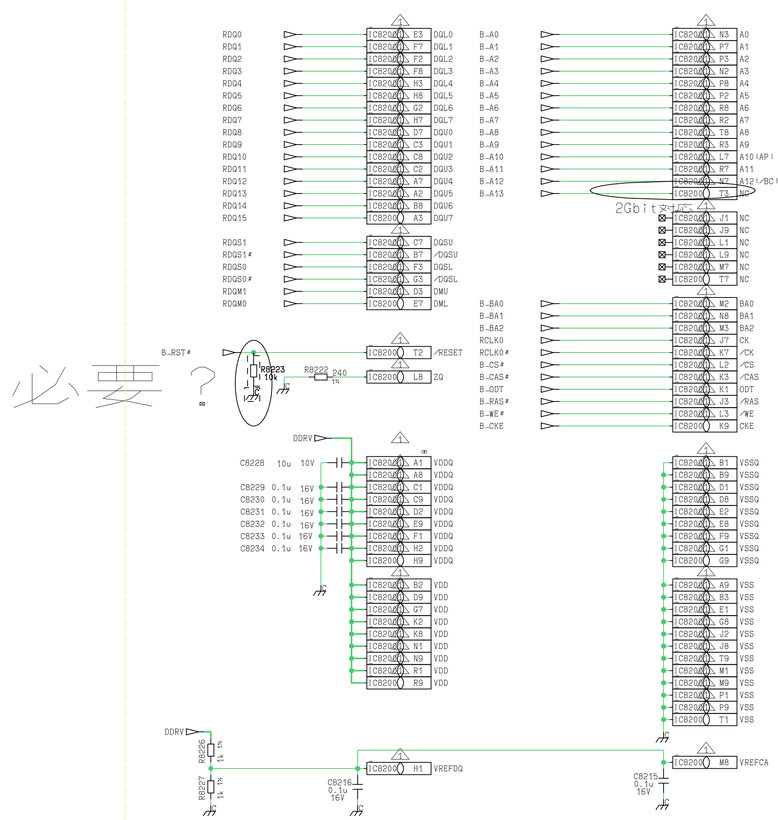

CHG NO.	REPORT NO.	DATE	CHANGED BY	APPROVED BY	END
H1	TR11-0486	11/10/11	KAMARIAH	MR EDWIN	N
H2	TR11-0512	22/10/11	KAMARIAH	MR EDWIN	N
H3	TR11-0515	24/10/11	KAMARIAH	MR EDWIN	N
H4	TR11-0518	27/10/11	KAMARIAH	MR EDWIN	N
H5	TR11-0521	27/10/11	KAMARIAH	MR EDWIN	N
H6	TR11-0525	27/10/11	KAMARIAH	MR EDWIN	N
H7	TR11-0526	27/10/11	KAMARIAH	MR EDWIN	N
H8	TR11-0544	11/11/11	KAMARIAH	MR EDWIN	N
H9	TR11-0577	15/11/11	KAMARIAH	MR EDWIN	N
H10	TR11-0587	17/11/11	KAMARIAH	MR EDWIN	N
H11	TR11-0612	25/11/11	KAMARIAH	MR EDWIN	N
H12	TR11-0623	6/12/11	KAMARIAH	MR EDWIN	N
H13	TR11-0631	8/12/11	KAMARIAH	MR EDWIN	N

CHANGE	
Change No.	TR11-0631
Date	2011/10/24
Common Mng.	
Described	
Approved	
Engineering Department MTV R&D	

APPROVE RANGE

PLOT	11/12/15	00:34:27	Kamariah
VARIATION	UA		
SHEET	TNP4G521.A.cir/800.sht		

シートNo.010

CRNo.8000～

秘 Confidential
Until: 2007.12.31

CHANGE	
Change No.	TR11-0631
Date	2011/10/24
Common Mng.	
Described	
Approved	
Engineering Department	
MTV R&D	
APPROVE RANGE	

CHG NO.	REPORT NO.	DATE	CHANGED BY	APPROVED BY	END
H1	TR11-0486	03/10/11	KAMARIAH	MR EDWIN	N
H2	TR11-0512	22/10/11	KAMARIAH	MR EDWIN	N
H3	TR11-0515	24/10/11	KAMARIAH	MR EDWIN	N
H4	TR11-0518	27/10/11	KAMARIAH	MR EDWIN	N
H5	TR11-0521	27/10/11	KAMARIAH	MR EDWIN	N
H6	TR11-0525	27/10/11	KAMARIAH	MR EDWIN	N
H7	TR11-0528	27/10/11	KAMARIAH	MR EDWIN	N
H8	TR11-0544	31/11/11	KAMARIAH	MR EDWIN	N
H9	TR11-0577	15/11/11	KAMARIAH	MR EDWIN	N
H10	TR11-0587	17/11/11	KAMARIAH	MR EDWIN	N
H11	TR11-0612	25/11/11	KAMARIAH	MR EDWIN	N
H12	TR11-0623	16/12/11	KAMARIAH	MR EDWIN	N
H13	TR11-0631	26/12/11	KAMARIAH	MR EDWIN	N

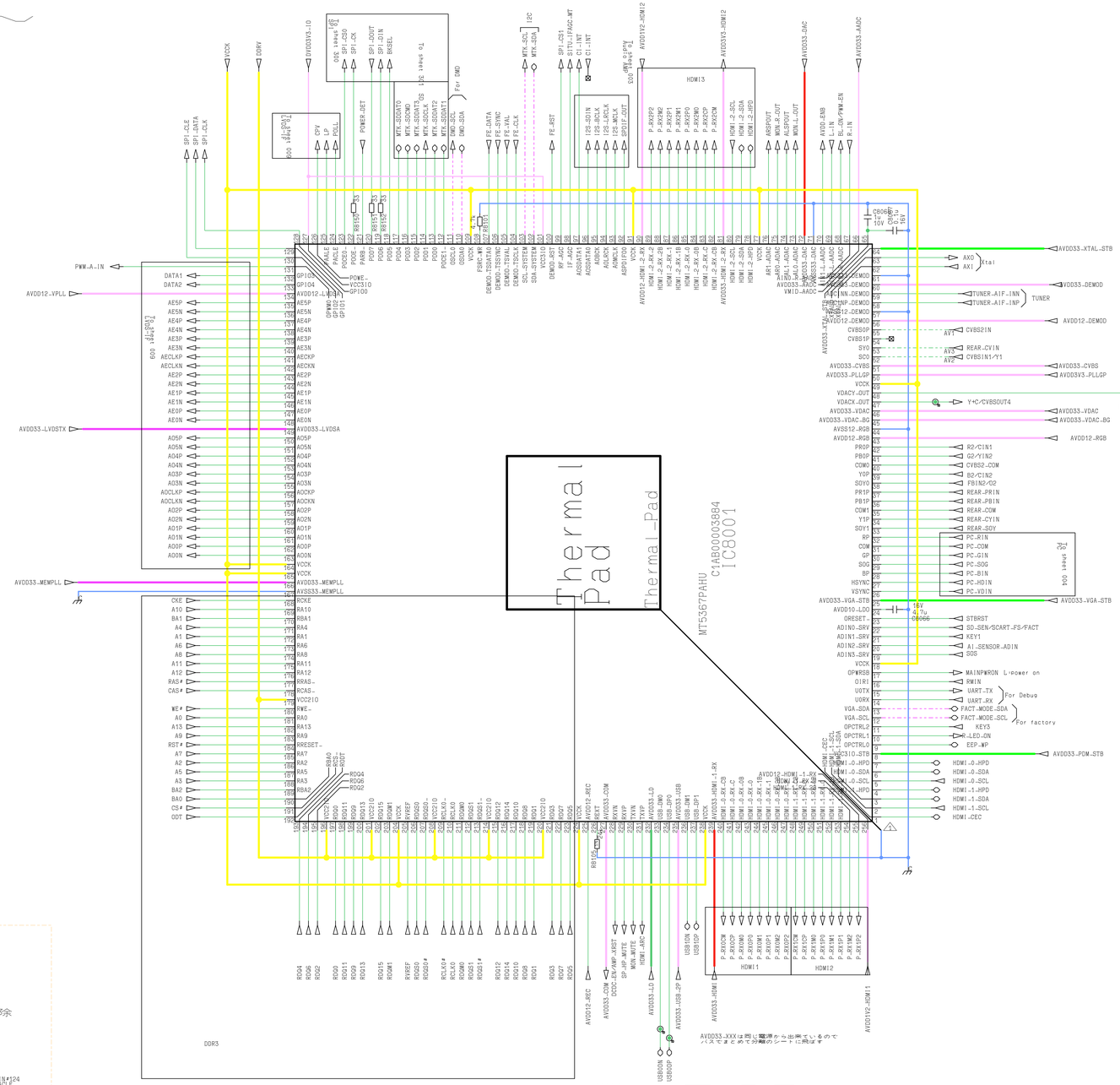

TDは表面に配置
(MTKデバッグ用)

SOC_CRYSTAL

IO-EXPANTION

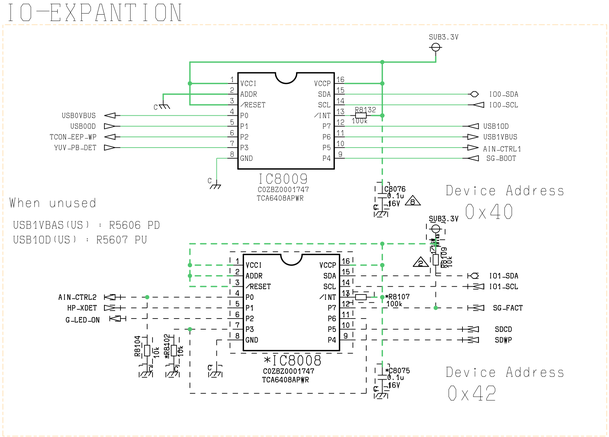

BOOT_STRAPPING

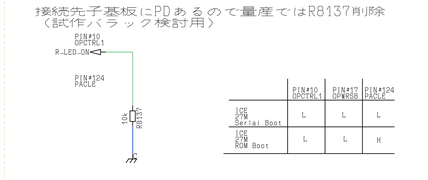

	PIN#10 OPCTRL1	PIN#17 OPWRSB	PIN#124 PACLE
ICE 27M Serial Boot	L	L	L
ICE 27M ROM Boot	L	L	H

[Block Name]

Information

REF No. 0000 - 0049

[Net Variation]

TNP4G526



CONFIDENTIAL

[Block Name]

Clip,Lag

REF No. 0050 - 0099

[Net Variation]

TNP4G526

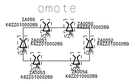

[Block Name]

Power line bypass C

REF No. 0050 - 0099

[Net Variation]

TNP4G526

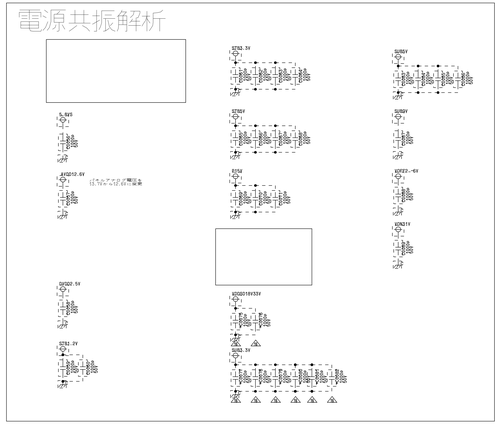

APPLIED MODEL					
SUB ASSEMBLY PART NO.	MODEL NO.	PLAN NO.	ARRANGEMENT DATE	PRODUCTION START	CHG NO.
TNP4G526QC	KX-L32X50A	QAUA	29/09/11	03/02/12	△1
TNP4G526QE	KX-L32X50Z	PRUZ	29/09/11	03/03/12	△1
TNP4G526QA	KX-L32X50E	NTUE	29/09/11	03/02/12	
TNP4G526QD	KX-L32X50Q	NYUQ	29/09/11	06/03/12	△1
TNP4G526QB	KX-L32X50V	NPUV	03/10/11	03/03/12	
TNP4G526HA	KX-L32X50H	PTUH	22/09/11	03/02/12	
TNP4G526KA	KX-L32X50R	RMUR	29/09/11	23/03/12	
TNP4G526WA	TH-L32X50W	NGUW	03/10/12	23/03/12	
TNP4G526MA	KX-L32X50X	QTUX	29/09/11	03/02/12	
TNP4G526MA	KX-L32X50K	PCUK	29/09/11	03/02/12	
TNP4G526MA	KX-L32X50T	NQUT	29/09/11	03/03/12	
TNP4G526MB	KE-L32X50D	NNUD	03/10/11	03/03/12	
TNP4G526MA	KX-L32X50M	NZUM	29/09/11	03/02/12	
TNP4G526VA	CB-L32X50	RQUB	22/09/11	23/03/12	
TNP4G526VA	CT-L32X5A	DAUA	07/10/11		
TNP4G526KA	CT-L32X5L	MYUL	07/10/11	23/03/12	
TNP4G526KB	CT-L32X5H	NGUH	13/10/11	21/03/12	△1

CHG NO.	REPORT NO.	DATE	CHANGED BY	APPROVED BY	CHG
△1	TR11-0053	04/11/11	KAWAFUKU	MAT EIWIN	S
#2	TR11-0055	04/11/11	KAWAFUKU	MAT EIWIN	S
#3	TR11-0055	04/11/11	KAWAFUKU	MAT EIWIN	S
#4	TR11-0057	04/11/11	KAWAFUKU	MAT EIWIN	S
#5	TR11-0060	04/11/11	KAWAFUKU	MAT EIWIN	S
#6	TR11-0061	04/11/11	KAWAFUKU	MAT EIWIN	S
#7	TR11-0076	04/11/11	KAWAFUKU	MAT EIWIN	S
#8	TR11-0068	04/11/11	KAWAFUKU	MAT EIWIN	S
#9	TR11-0064	04/11/11	KAWAFUKU	MAT EIWIN	S
#10	TR11-0057	04/11/11	KAWAFUKU	MAT EIWIN	S
#11	TR11-0003	04/04/12	KAWAFUKU	MAT EIWIN	S
#12	TR11-0005	04/04/12	KAWAFUKU	MAT EIWIN	S
#13	TR11-0009	04/04/12	KAWAFUKU	MAT EIWIN	S
#14	TR12-0032	04/04/12	KAWAFUKU	MAT EIWIN	S
#15	TR12-0036	04/04/12	SUMAYA	MAT EIWIN	S
#16	TR12-0043	04/04/12	SUMAYA	MAT EIWIN	S



CHANGE	
Change No.	TR12-0036
Date	2012/01/26
Common Mng.	
Described	
Approved	
Engineering Department	MTV RAD

APPROVE RANGE

MB UC KB

FR FRONT BOX DOC
FR FRONT BOX DOC
CREAM DOC

CHAN	CHAN	CHAN
A DOC	B DOC	C DOC
D DOC	E DOC	F DOC
G DOC	H DOC	I DOC
J DOC	K DOC	L DOC

PCB NAME	TNP4G526
PRINT TOOL NO.	TNP4G526-1
DIMENSION	
CHASSIS	KM16
BOARD	A
DESIGNED BY	T.Akimoto
CHECKED BY	T.Kato
APPROVED BY	N.Takaba
CIRCUIT DESIGN MANAGER	T.Akimoto

CONFIDENTIAL
Until:31/12/2012

NOTE :-
THIS SCHEMATIC DIAGRAM IS THE LATEST AT THE TIME OF PRINTING AND SUBJECT TO CHANGE WITHOUT NOTICE.

TECH.REPORT UPDATED NO.
KM15-***
KM16-***

PAVCKM
ASIA RAD CENTER
ELECT. DESIGN SECT.
ISSUED
DOCUMENT TRANSFER
03th.FEB.2012

PLAN 2012/02/01 / 09:41:16 Samarian
VARIATION KB
SHEET 1/1(DOC.A.4/ISO.A4)

ASIA RAD CENTER MATSUSHITA TELEVISION & NETWORK SYSTEMS CO.,LW. SDN.BHD. (170701-W)							
APPROVED	CHECKED 3	CHECKED 2	CHECKED 1	DRAWN	CHASSIS NO.	BOARD	MODEL NO.
					KM15 KM16	A	CT-L32X5H

NOTE : REFER TO THE DIFFERENTIAL TABLE FOR DETAILS

PLOT 12/02/01 / 23:41:53 Kamariah
VARIATION KB
SHEET TNP4G526.A.cir/002.sht

[Block Name]

IIC

REF No. 0900 - 0999

[Net Variation]

TNP4G526

CHG NO.	REPORT NO.	DATE	CHANGED BY	APPROVED BY	END
H1	TR11-0497	11/10/21			N
H2	TR11-0553	24/11/11	KAMARIAH	MR EDWIN	N
H3	TR11-0555	29/11/11	KAMARIAH	MR EDWIN	N
H4	TR11-0557	29/11/11	KAMARIAH	MR EDWIN	N
H5	TR11-0560	29/11/11	KAMARIAH	MR EDWIN	N
H6	TR11-0551	1/11/11	KAMARIAH	MR EDWIN	N
H7	TR11-0574	14/11/11	KAMARIAH	MR EDWIN	N
H8	TR11-0588	17/11/11	KAMARIAH	MR EDWIN	N
H9	TR11-0564	22/11/11	KAMARIAH	MR EDWIN	N
H10	TR11-0637	28/12/11	KAMARIAH	MR EDWIN	N
H11	TR11-0603	29/12/11	KAMARIAH	MR EDWIN	N
H12	TR11-0655	30/12/11	KAMARIAH	MR EDWIN	N
H13	TR11-0689	30/12/11	KAMARIAH	MR EDWIN	N
H14	TR12-0032	16/01/12	KAMARIAH	MR EDWIN	N
H15	TR12-0036	16/01/12	SUWAYA	MR EDWIN	N
H16	TR12-0043	16/01/12	SUWAYA	MR EDWIN	N

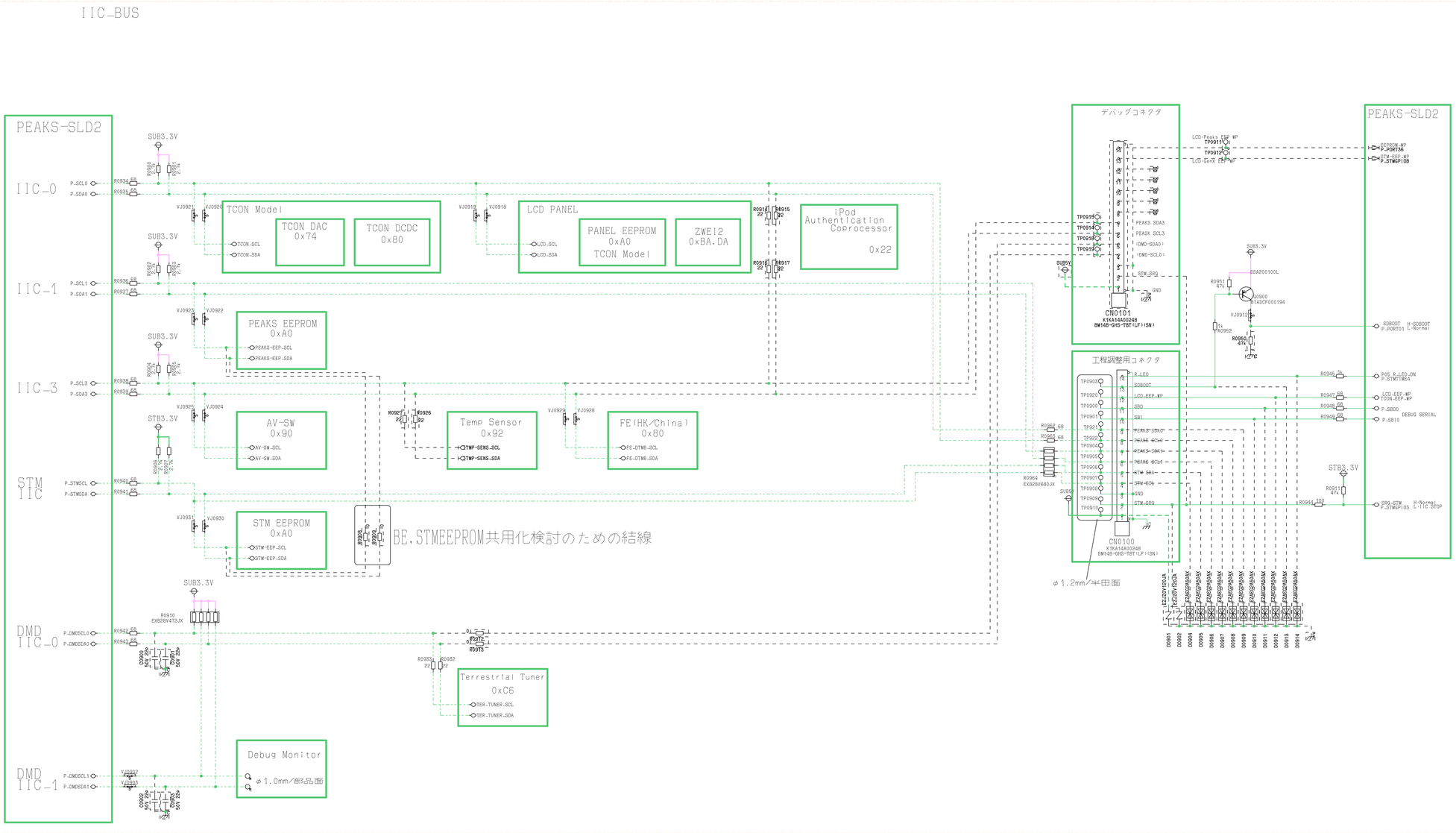

LVDS REF

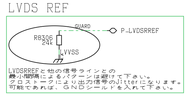

CHANGE	
Change No.	TR12-0036
Date	2012/01/26
Common Mng.	
Described	
Approved	

Engineering Department
MTV R&D
APPROVE RANGE

CONFIDENTIAL

[Block Name]

HDMI Connector IF

REF No. 4500 - 4749

[Net Variation]

sLD2-4-LCD

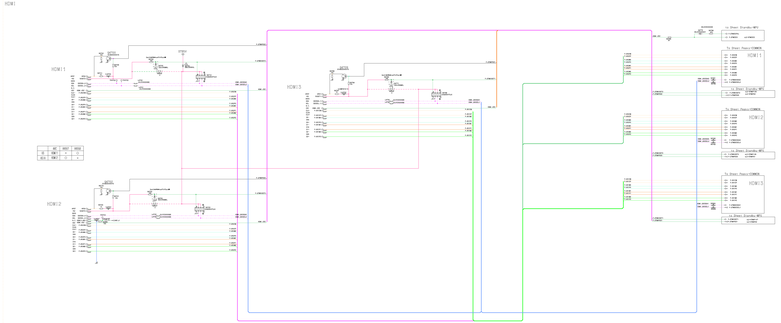

[Block Name]

ARC

REF No. 4750 - 4799

[Net Variation]

ARC1

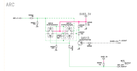

[Block Name]

Main Tuner

REF No. 4800 - 4899

[Net Variation]

GM/US

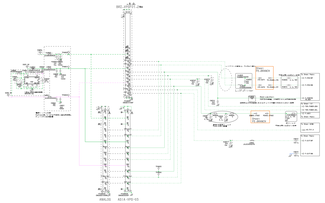

[Block Name]

Audio-AMP

REF No. 4900 - 4969

[Net Variation]

Common

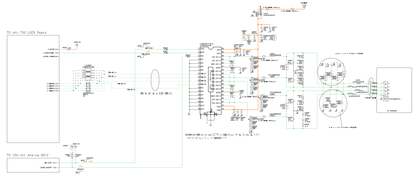

[Block Name]

Mute

REF No. 4970 - 4999

[Net Variation]

Common

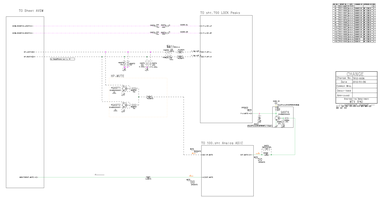

PLOT	2012/02/07	/23:42:36	Remarian
VARIATION	KB		
SHEET	TNPA5616_A_C1-006.SPF		

[Block Name]

AVSW-Connection

REF No. 3050 - 3249

[Net Variation]

GM/US 64pin-LCD

CHANGE	
Change No.	TR12-0036
Date	2012/01/26
Common Mng.	
Described	
Approved	
Engineering Department	MTV. E&D

APPROVAL RANGE
MB QC KB

CHG NO.	REPORT NO.	DATE	CHANGED BY	APPROVED BY	ENG
#1	TR11-0002	2011/04/01	[illegible]		N
#2	TR11-0003	2011/04/01	[illegible]	[illegible]	N
#3	TR11-0005	2011/05/11	[illegible]	[illegible]	N
#4	TR11-0007	2011/05/11	[illegible]	[illegible]	N
#5	TR11-0060	2011/05/11	[illegible]	[illegible]	N
#6	TR11-0063	2011/05/11	[illegible]	[illegible]	N
#7	TR11-0074	2011/05/11	[illegible]	[illegible]	N
#8	TR11-0088	2011/05/11	[illegible]	[illegible]	N
#9	TR11-0064	2011/05/11	[illegible]	[illegible]	N
#10	TR11-0067	2011/05/11	[illegible]	[illegible]	N
#11	TR11-0023	2011/05/11	[illegible]	[illegible]	N
#12	TR11-0025	2011/05/11	[illegible]	[illegible]	N
#13	TR11-0089	2011/05/11	[illegible]	[illegible]	N
#14	TR12-0032	2012/01/26	[illegible]	[illegible]	N
#15	TR12-0036	2012/01/26	[illegible]	[illegible]	N
#16	TR12-0036	2012/01/26	[illegible]	[illegible]	N

VIDEO/AUDIO IN

US :AV1 US-HOTEL :AV1
GM :AV2 GM-HOTEL :NON USE

US :AV2(SIDE)
GM :AV3(SIDE)

MONITOR OUT

US :NON USE
GM :USE

PC

HP

VIDEO/AUDIO IN

US :YUV1 ONLY LR US-HOTEL :AV1 ONLY LR
GM :AV1 GM-HOTEL :AV1

YPbPr

TANSHI/AVSW

Sheet No.004

[Block Name]

ANALOG/VIDEOSW
3000

PC

IC3001
CY14C101-
T-DET11

SP OUT

sLO2 VIDEO INPUT

sLO2 I2C

sLO2 VIDEO OUTPUT

sLO2 AUDIO OUTPUT

AUDIO OUT

TUNER

iPod
OMRON

PLOT	2012-02-07	22:42:43	Kamarish
VARIATION	DK8		
SHEET	NAME	DOUB.sch/DOU.sch	

[Block Name]

Initial SETUP

REF No. 8000 - 8999

[Net Variation]

sLD2

INITHAL_SETUP

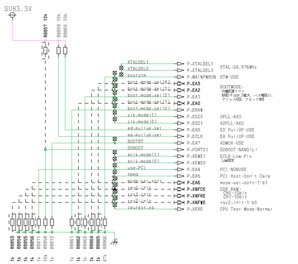

CONFIDENTIAL

[Block Name]

STM Port

REF No. 1000 - 1299

[Net Variation]

LCD sLD2

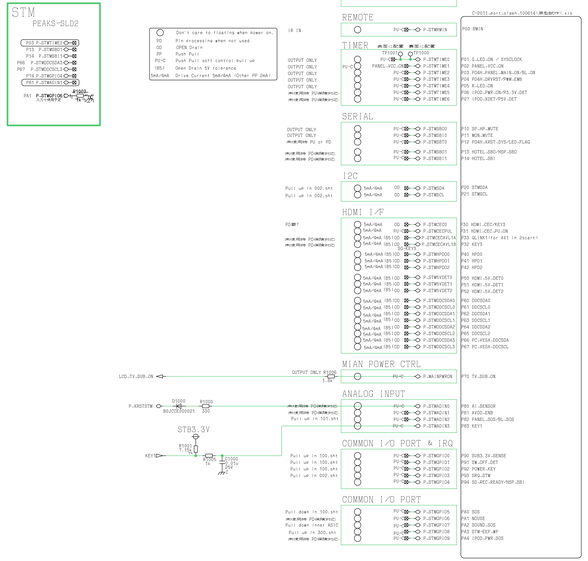

[Block Name]

Peaks Port

REF No. 1300 - 1499

[Net Variation]

LCD sLD2

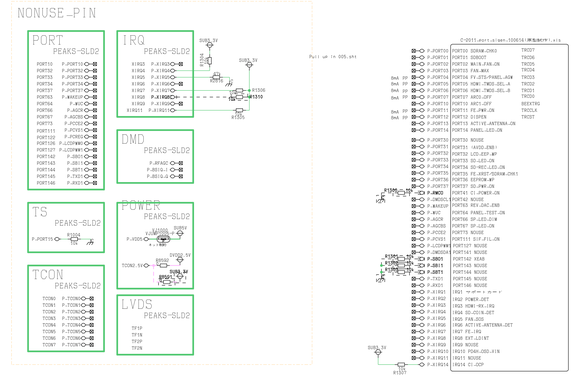

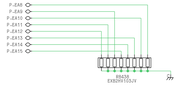

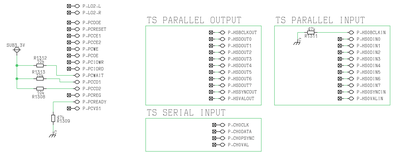

DR. NO.	REPORT NO.	DATE	CHANGED BY	APPROVED BY	CHG.
H1	TB11-0503	2011/11	KAMARISH	MF	ECN1%
H2	TB11-0503	2011/11	KAMARISH	MF	ECN1%
H3	TB11-0503	2011/11	KAMARISH	MF	ECN1%
H4	TB11-0503	2011/11	KAMARISH	MF	ECN1%
H5	TB11-0503	2011/11	KAMARISH	MF	ECN1%
H6	TB11-0503	2011/11	KAMARISH	MF	ECN1%
H7	TB11-0503	2011/11	KAMARISH	MF	ECN1%
H8	TB11-0503	2011/11	KAMARISH	MF	ECN1%
H9	TB11-0503	2011/11	KAMARISH	MF	ECN1%
H10	TB11-0503	2011/11	KAMARISH	MF	ECN1%
H11	TB11-0503	2011/11	KAMARISH	MF	ECN1%
H12	TB11-0503	2011/11	KAMARISH	MF	ECN1%
H13	TB11-0503	2011/11	KAMARISH	MF	ECN1%
H14	TB12-0030	2012/02	SNAYA	MF	ECN1%
H15	TB12-0030	2012/02	SNAYA	MF	ECN1%
H16	TB12-0043	2012/03	SNAYA	MF	ECN1%

CHANGE	
Change No.	TB12-0036
Date	2012/01/26
Common Mng.	
Described	
Approved	

Engineering Department
MTV R&D
APPROVED
MTV R&D DD 1D

PLOT 12/03/01	23:43:07	Kamarian
VARIATION KB		
SHEET TNP4G526.A.cir/GOB.sh1		

[Block Name]

PWM Control

REF No. 9900 - 9969

[Net Variation]

sLD2

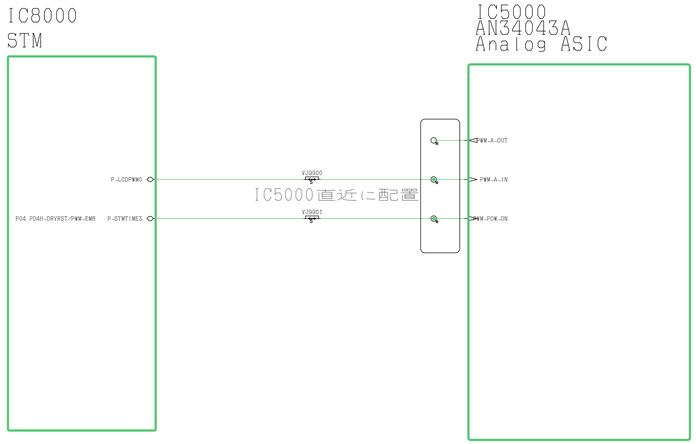

[Block Name]

INV-LED

REF No. 9970 - 9979

[Net Variation]

sLD2

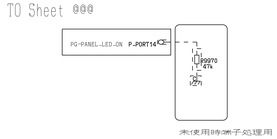

[Block Name]

Temp Sensor

REF No. 9980 - 9999

[Net Variation]

LCD sLD2

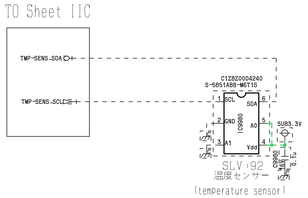

CHANGE	
Change No.	TR12-0036
Date	2012/01/26
Common Mng.	
Described	
Approved	
Engineering Department MTV R&D	

APPROVE RANGE
GT TNP4G526.A.cir/GOB
MB QC KB

CHG NO.	REPORT NO.	DATE	CHANGED BY	APPROVED BY	EN
H1	TR11-0497	11/10/01			N
H2	TR11-0553	11/11/01	KAMARIAN	MKK EDWIN	N
H3	TR11-0555	11/11/01	KAMARIAN	MKK EDWIN	N
H4	TR11-0557	11/11/01	KAMARIAN	MKK EDWIN	N
H5	TR11-0560	11/11/01	KAMARIAN	MKK EDWIN	N
H6	TR11-0551	11/11/01	KAMARIAN	MKK EDWIN	N
H7	TR11-0574	11/11/01	KAMARIAN	MKK EDWIN	N
H8	TR11-0588	11/11/01	KAMARIAN	MKK EDWIN	N
H9	TR11-0564	11/11/01	KAMARIAN	MKK EDWIN	N
H10	TR11-0637	11/12/01	KAMARIAN	MKK EDWIN	N
H11	TR11-0653	11/12/01	KAMARIAN	MKK EDWIN	N
H12	TR11-0655	11/12/01	KAMARIAN	MKK EDWIN	N
H13	TR11-0689	11/12/01	KAMARIAN	MKK EDWIN	N
H14	TR12-0032	12/01/12	KAMARIAN	MKK EDWIN	N
H15	TR12-0036	12/01/12	SUWAYA	MKK EDWIN	N
H16	TR12-0043	12/01/12	SUWAYA	MKK EDWIN	N

PLANT	2012/02/07	2012/03/06	Kumamoto
VARIATION			
MODEL	TH-P65VT30 & TH-P50VT30 (V1)		

[Block Name]

LVDS-IF

REF No. 4000 - 4119

[Net Variation]

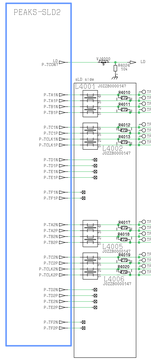

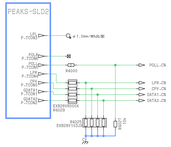

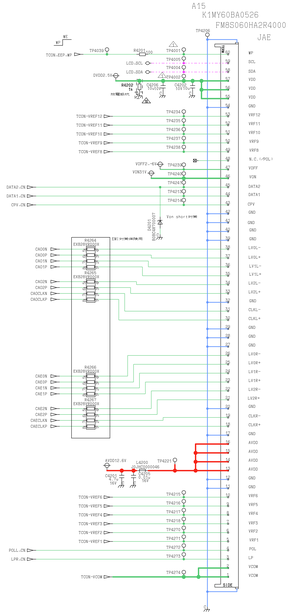

CHANGE	
Change No.	TP12-0036
Date	2012-01-26
Common Mng.	
Described	
Approved	
Engineering Department	MTV R&D

APPROVED RANGE
MTV R&D

SHEET009:TCON
CRNo:4000-4999

CONFIDENTIAL

[Block Name]

T-CON DAC

REF No. 4120 - 4149

[Net Variation]

Common

For α-HD panel
DAC(TI)

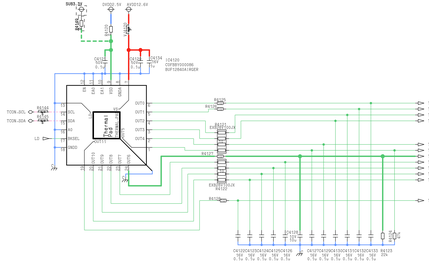

[Block Name]

T-CON DCDC for PLD Panel
REF No. 4150 - 4199

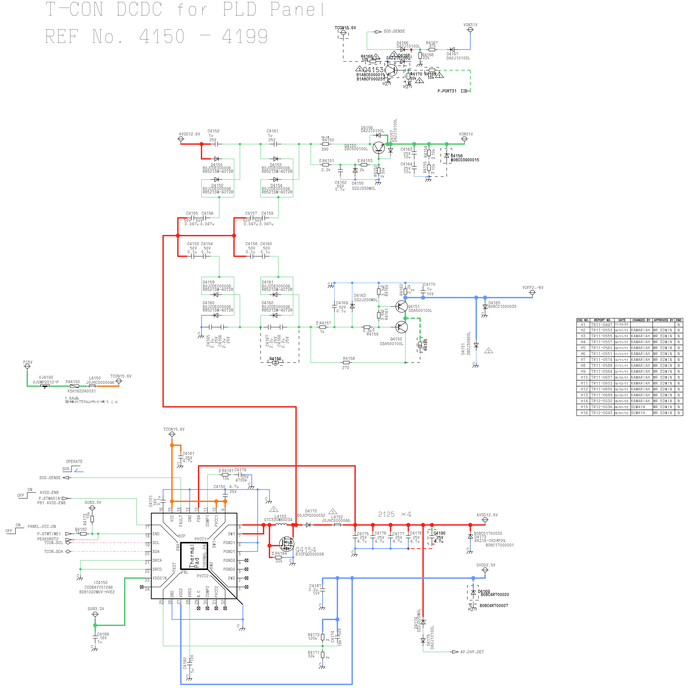

CHG NO.	REPORT NO.	DATE	CHANGED BY	APPROVED BY	CHG
A01	TP11-0043	2011/11/1	2011/11/1	2011/11/1	2011/11/1
A02	TP11-0043	2011/11/1	2011/11/1	2011/11/1	2011/11/1
A03	TP11-0043	2011/11/1	2011/11/1	2011/11/1	2011/11/1
A04	TP11-0043	2011/11/1	2011/11/1	2011/11/1	2011/11/1
A05	TP11-0043	2011/11/1	2011/11/1	2011/11/1	2011/11/1
A06	TP11-0043	2011/11/1	2011/11/1	2011/11/1	2011/11/1
A07	TP11-0043	2011/11/1	2011/11/1	2011/11/1	2011/11/1
A08	TP11-0043	2011/11/1	2011/11/1	2011/11/1	2011/11/1
A09	TP11-0043	2011/11/1	2011/11/1	2011/11/1	2011/11/1
A10	TP11-0043	2011/11/1	2011/11/1	2011/11/1	2011/11/1
A11	TP11-0043	2011/11/1	2011/11/1	2011/11/1	2011/11/1
A12	TP11-0043	2011/11/1	2011/11/1	2011/11/1	2011/11/1
A13	TP11-0043	2011/11/1	2011/11/1	2011/11/1	2011/11/1
A14	TP11-0043	2011/11/1	2011/11/1	2011/11/1	2011/11/1
A15	TP12-0043	2012/1/26	2012/1/26	2012/1/26	2012/1/26
A16	TP12-0043	2012/1/26	2012/1/26	2012/1/26	2012/1/26

2012_DCDC専用（BD81022を実装すること）

PLOT	12/02/01 / 23:43:50	Kamariah
VARIATION	KB	
SHEET	TNP4G526.A.cir/010.sht	

[Block Name]

iPod

REF No. 3900 - 3999

[Net Variation]

Common

CHANGE	
Change No.	TR12-0036
Date	2012/01/26
Common Mng.	
Described	
Approved	
Engineering Department MTV R&D	

-- APPROVE RANGE --

nil QA HA VA KA XA WA MA QB
MB QC KB

CHG NO.	REPORT NO.	DATE	CHANGED BY	APPROVED BY	END
H1	TR11-0497	11/10/21			N
H2	TR11-0553	04/11/11	KAMARIAH	MR EDWIN	N
H3	TR11-0555	09/11/11	KAMARIAH	MR EDWIN	N
H4	TR11-0557	09/11/11	KAMARIAH	MR EDWIN	N
H5	TR11-0560	09/11/11	KAMARIAH	MR EDWIN	N
H6	TR11-0551	11/11/11	KAMARIAH	MR EDWIN	N
H7	TR11-0574	14/11/11	KAMARIAH	MR EDWIN	N
H8	TR11-0588	17/11/11	KAMARIAH	MR EDWIN	N
H9	TR11-0564	22/11/11	KAMARIAH	MR EDWIN	N
H10	TR11-0637	08/12/11	KAMARIAH	MR EDWIN	N
H11	TR11-0603	19/12/11	KAMARIAH	MR EDWIN	N
H12	TR11-0655	19/12/11	KAMARIAH	MR EDWIN	N
H13	TR11-0689	30/12/11	KAMARIAH	MR EDWIN	N
H14	TR12-0032	18/01/12	KAMARIAH	MR EDWIN	N
H15	TR12-0036	26/01/12	SUWAYA	MR EDWIN	N
H16	TR12-0043	26/01/12	SUWAYA	MR EDWIN	N

TAKI-IPOD

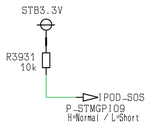

[Block Name]

POWER_KEY_RESET

REF No. 1951 - 1999

[Net Variation]

US

電源キー長押しによるリセット回路

[Block Name]

SOS

REF No. 5170 - 5199

[Net Variation]

LCD

基本仕様は2010sLDモデルを踏襲
20100701専用

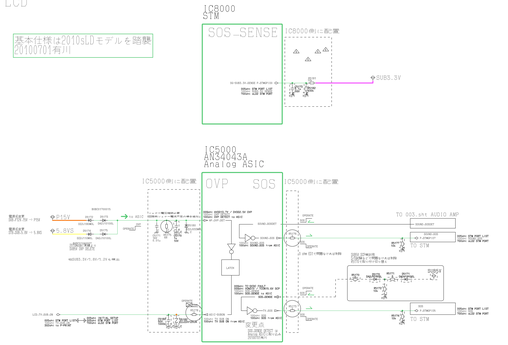

[Block Name]

POWER_DET

REF No. 5140 - 5169

[Net Variation]

LCD

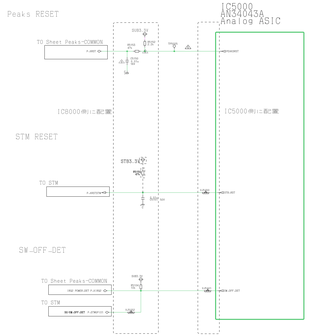

[Block Name]

Analog ASIC

REF No. 5000 - 5139

[Net Variation]

LCD

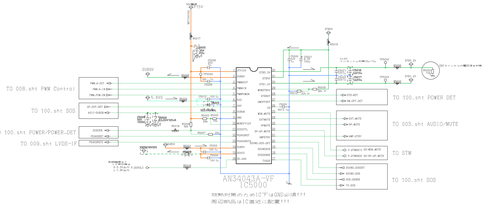

CHANGE	
Change No.	2010-0106
Date	2010/01/06
Comment No.	
Description	
Approved	
Engineering Department	M12 ENG

REV	SHEET	ZONE	DATE	CHANGE	APPROVED
A	ALL	ALL	2010/01/06	ALL	2010/01/06
B	ALL	ALL	2010/01/06	ALL	2010/01/06
C	ALL	ALL	2010/01/06	ALL	2010/01/06
D	ALL	ALL	2010/01/06	ALL	2010/01/06
E	ALL	ALL	2010/01/06	ALL	2010/01/06
F	ALL	ALL	2010/01/06	ALL	2010/01/06
G	ALL	ALL	2010/01/06	ALL	2010/01/06
H	ALL	ALL	2010/01/06	ALL	2010/01/06
I	ALL	ALL	2010/01/06	ALL	2010/01/06
J	ALL	ALL	2010/01/06	ALL	2010/01/06
K	ALL	ALL	2010/01/06	ALL	2010/01/06

[Block Name]

Terminal

REF No. 1000 - 1099

[Net Variation]

E3-US/GM-LCD

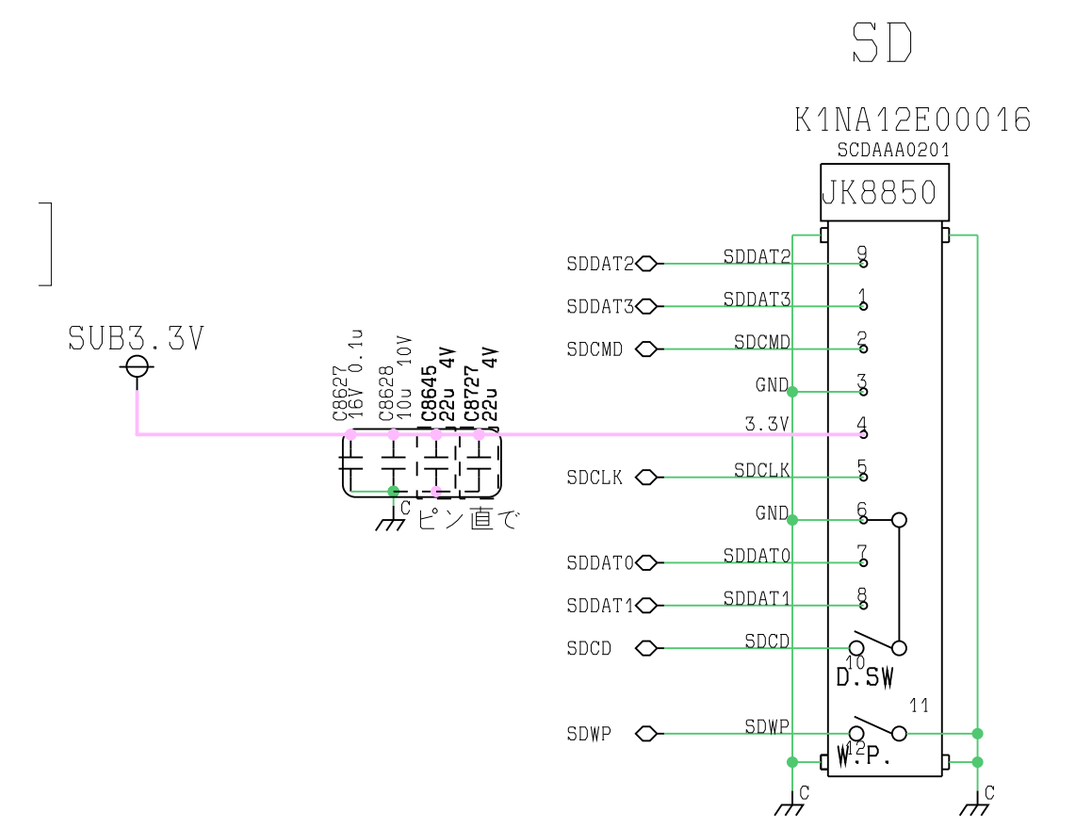



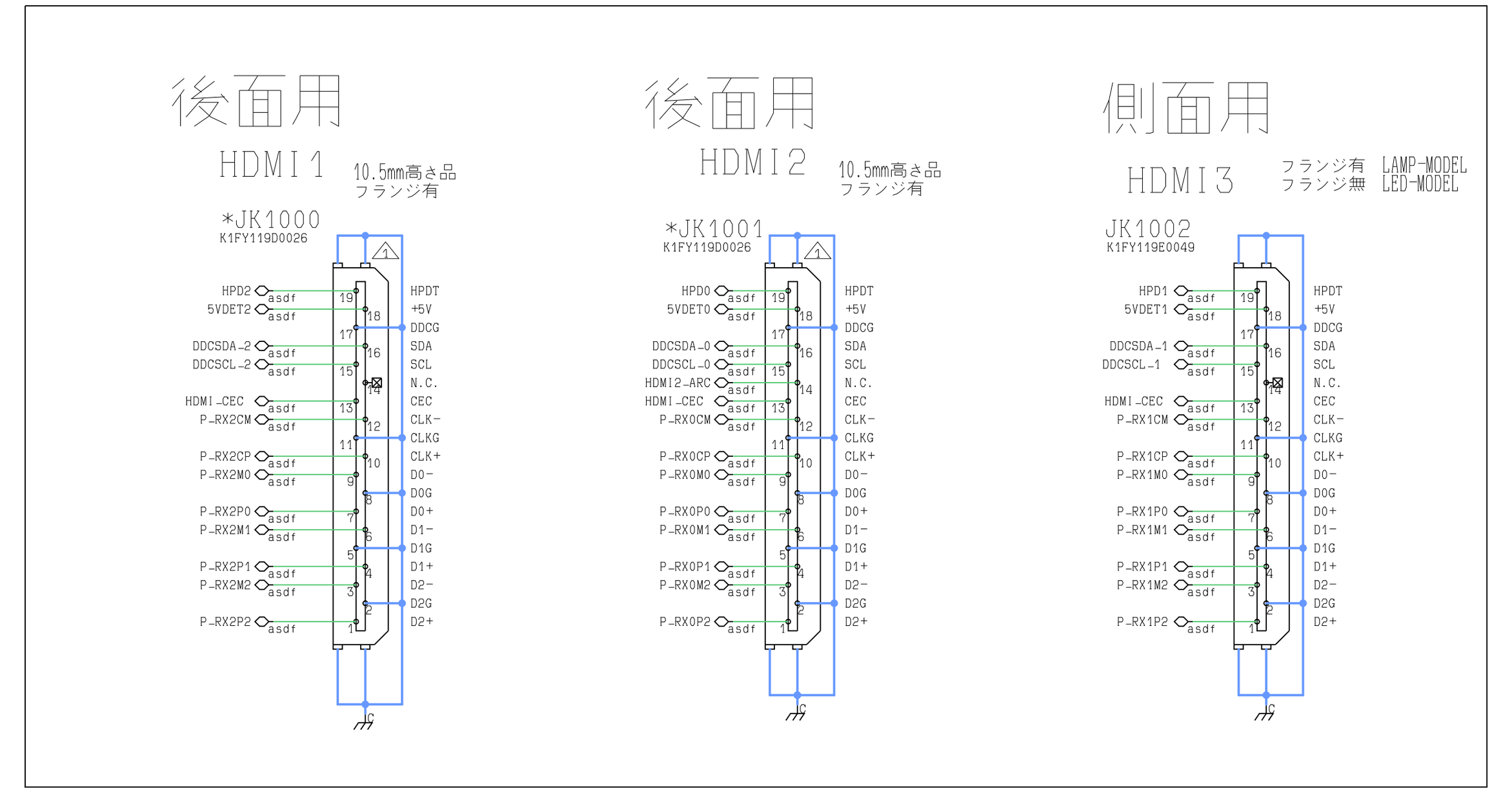

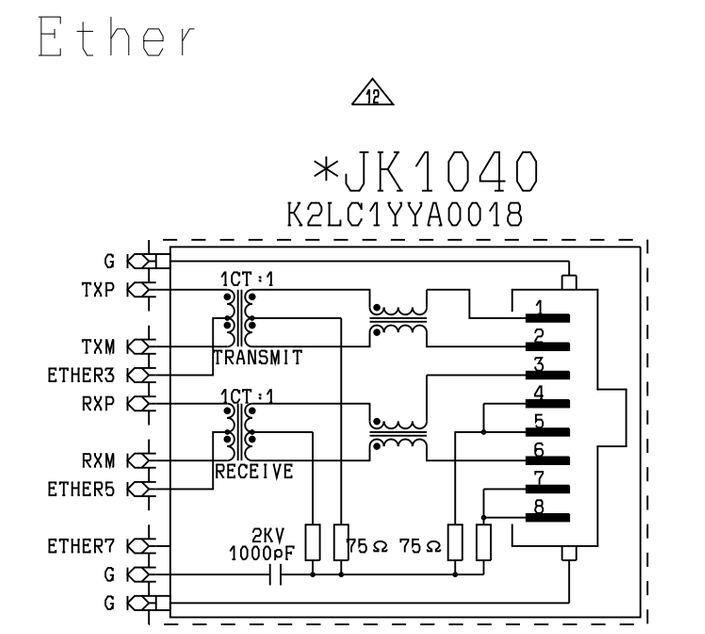

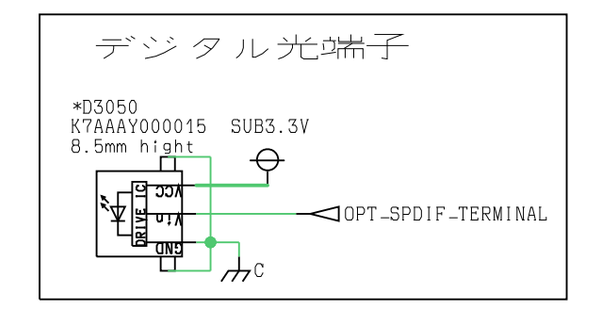

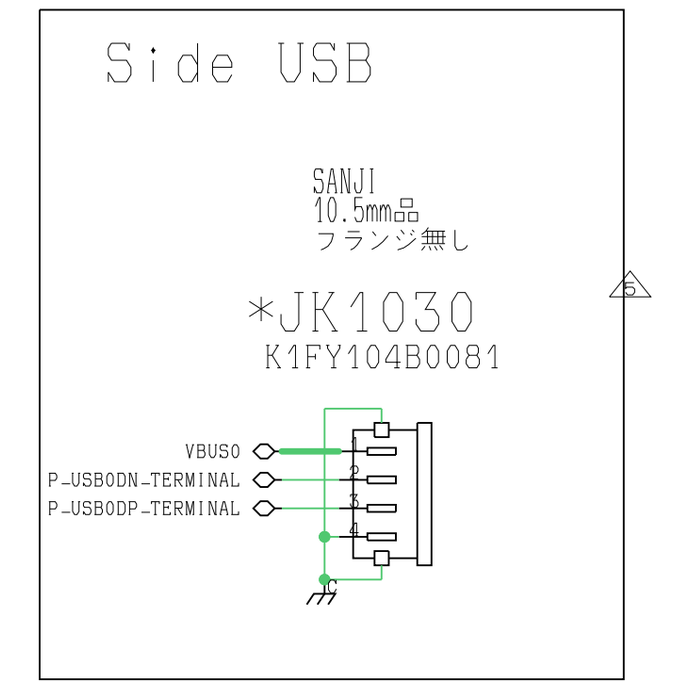

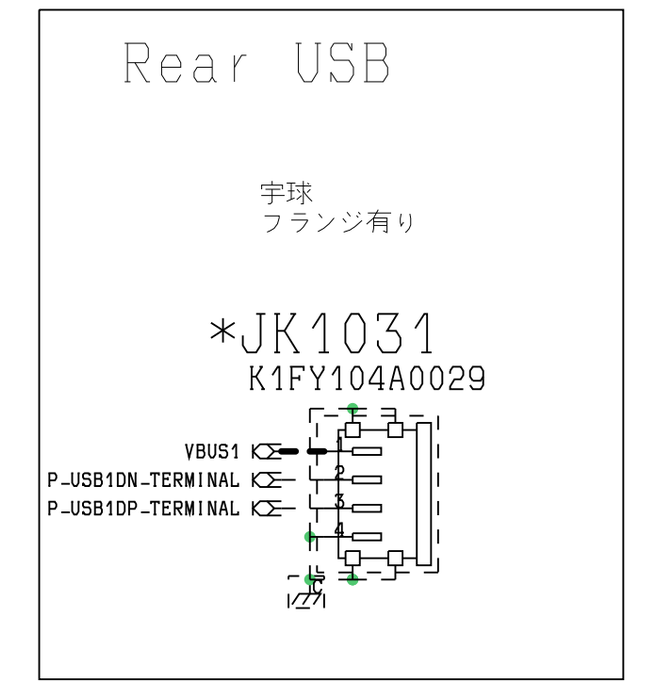

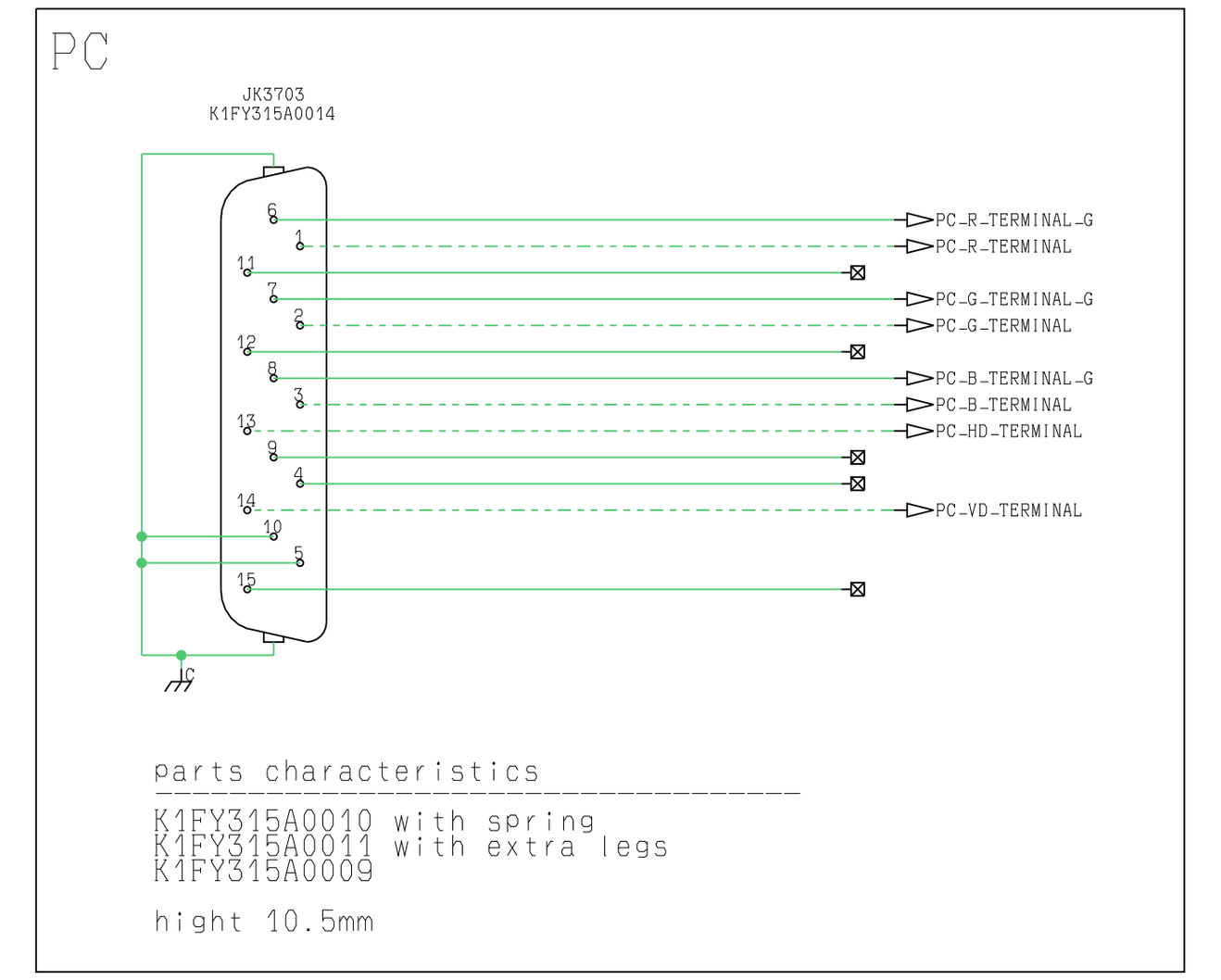

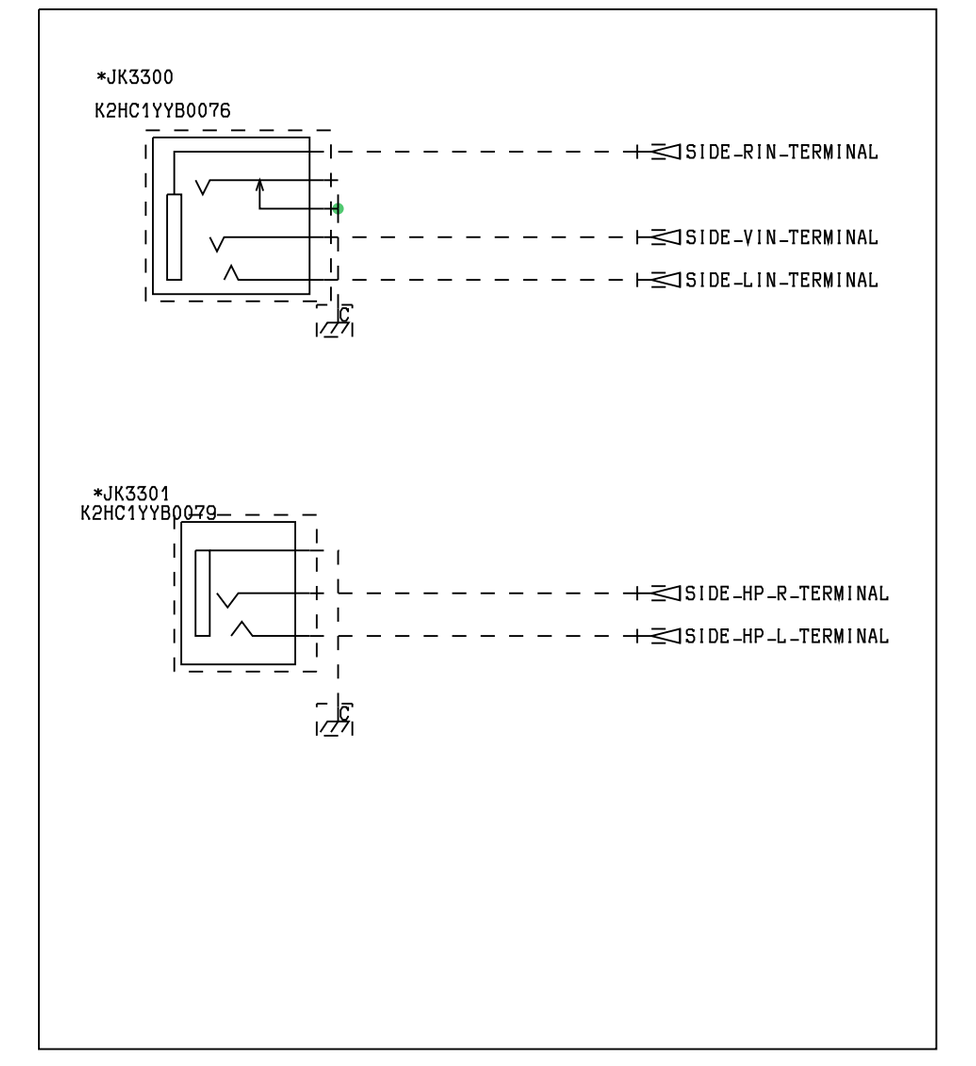

SIDE TERMINAL

[Block Name]

RS-232C

REF No. 3350 - 3399

[Net Variation]

Non Use sLD2

原型試作のポート処理をコピペ

[Block Name]

Set

REF No. 2000 - 2499

[Net Variation]

E3-US/GM-LCD

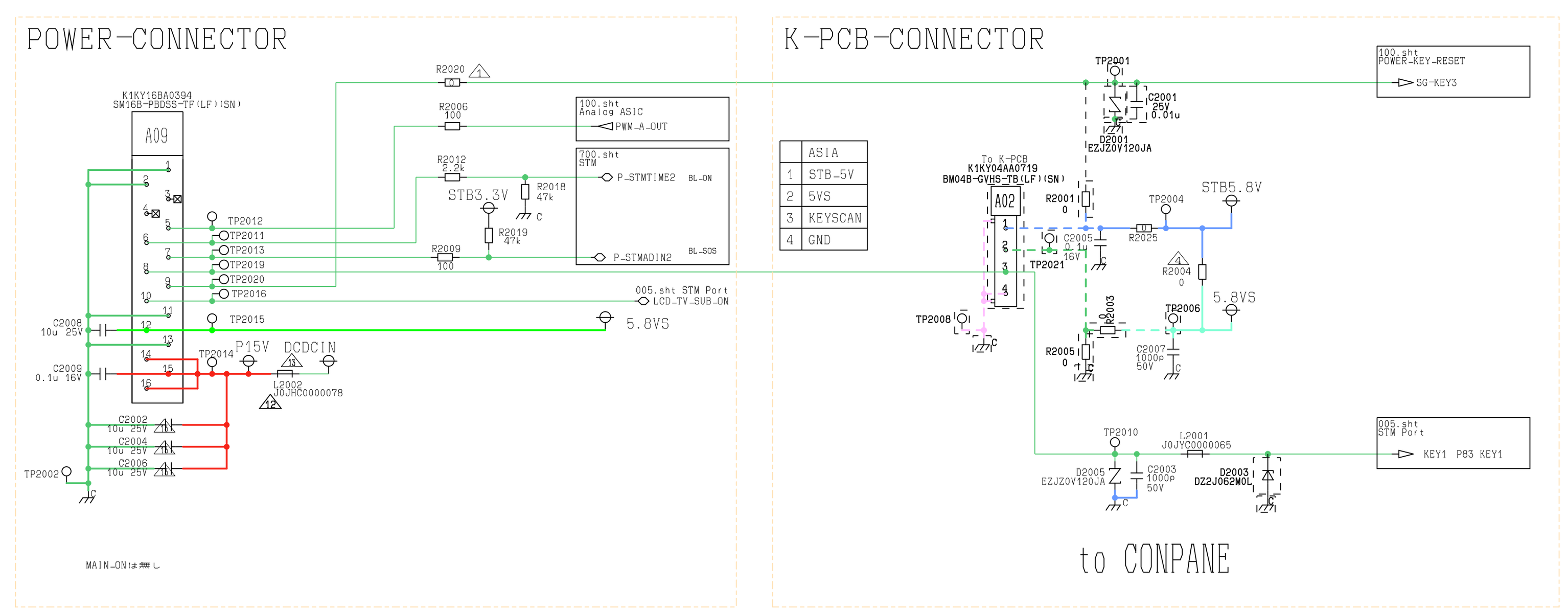

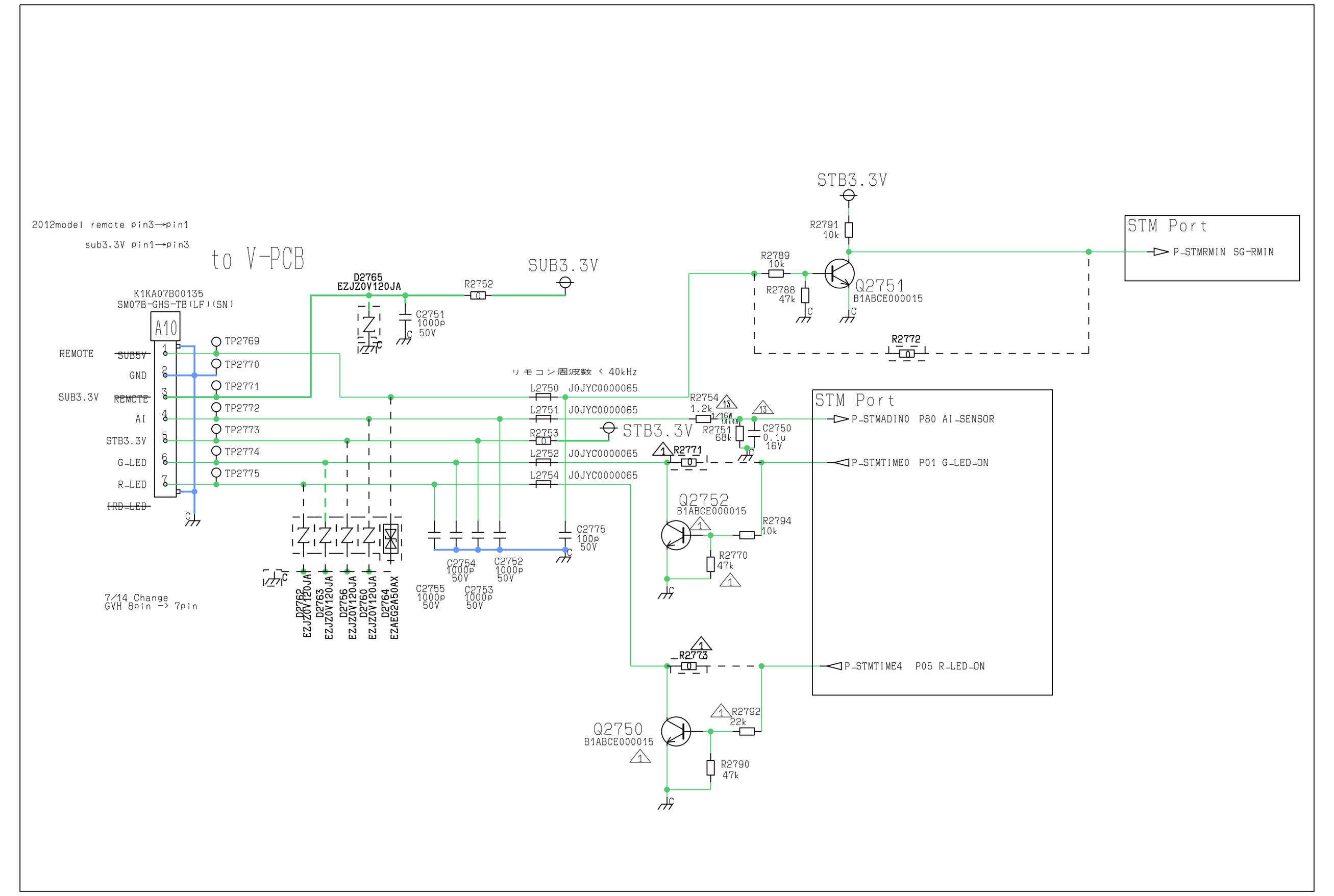

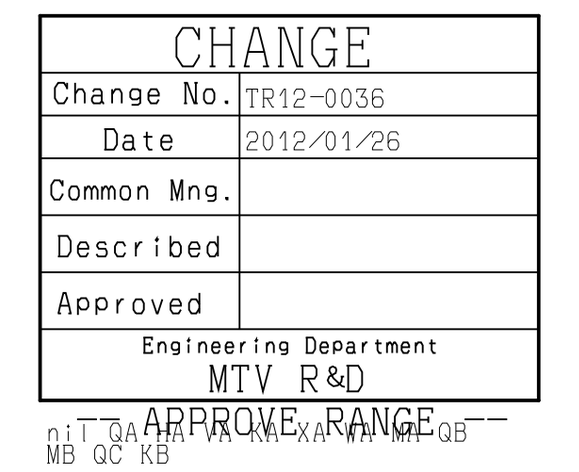

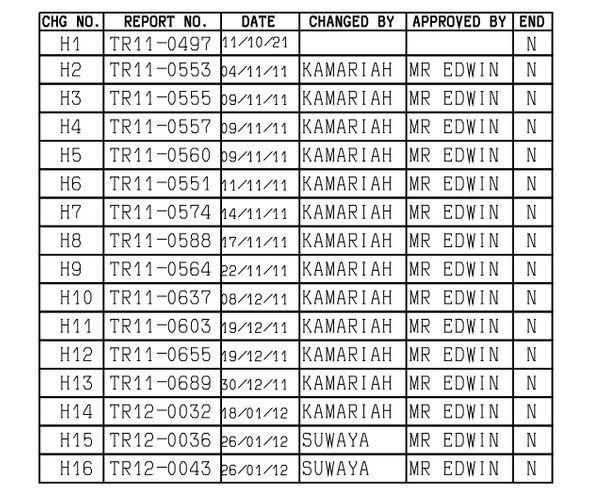

PLOT 12/02/01 / 23:44:42 Kamariah
VARIATION KB
SHEET TNP4G526.A.cir/300.sht

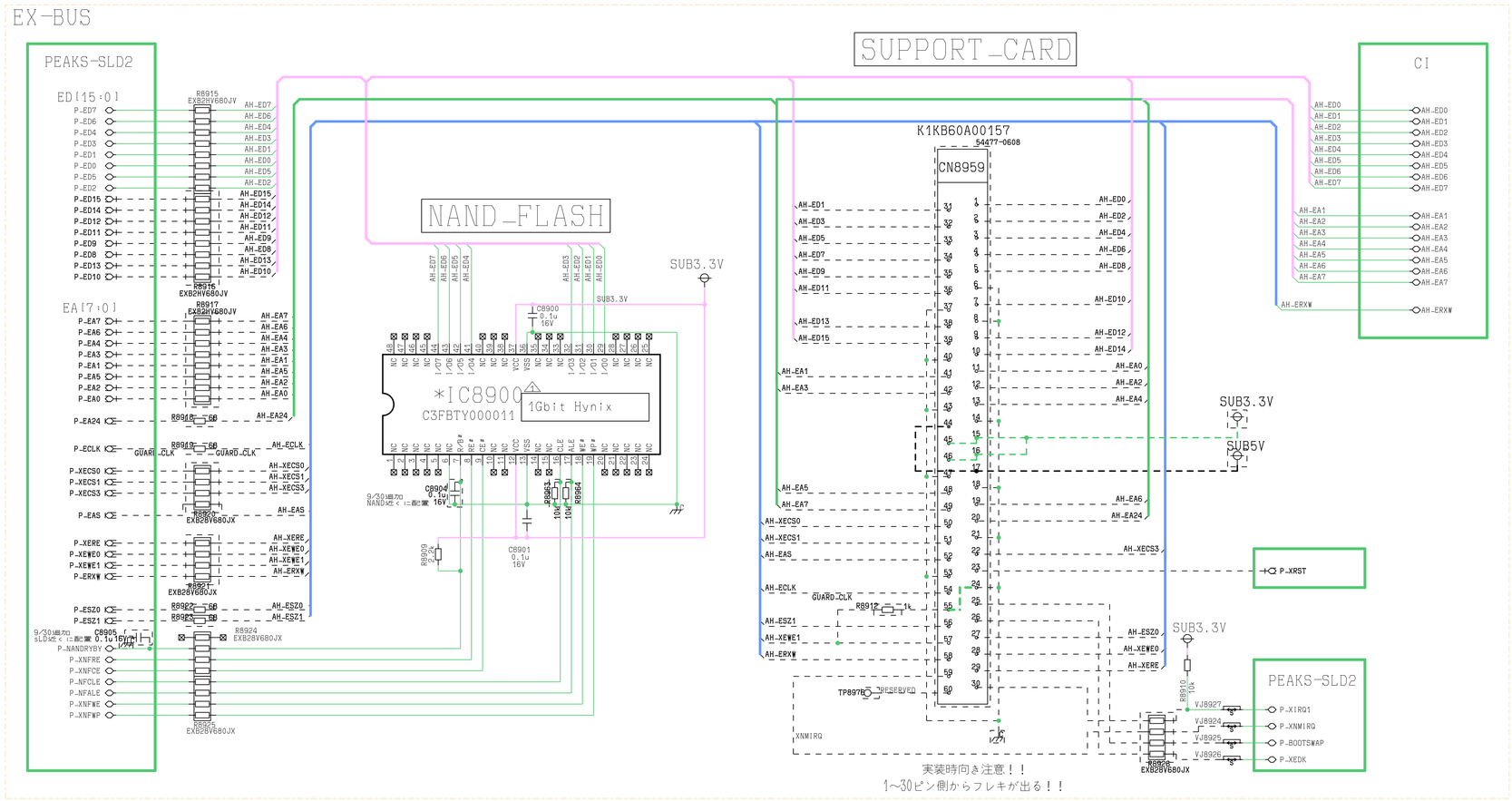

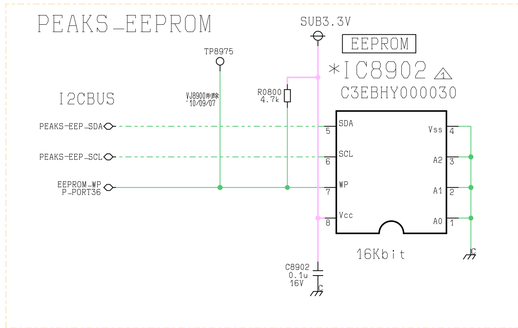

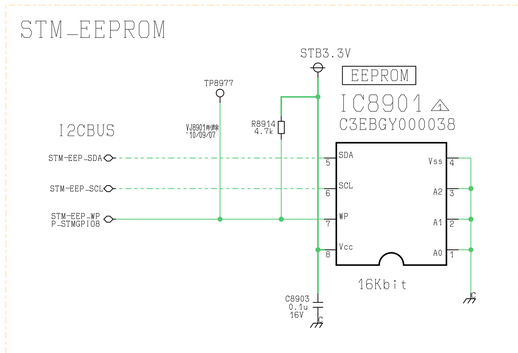

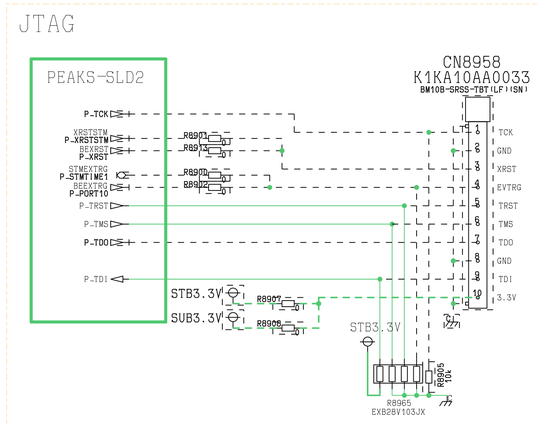

CHG NO.	REPORT NO.	DATE	CHANGED BY	APPROVED BY	END
H1	TR11-0497	11/10/21			N
H2	TR11-0553	24/11/11	KAMARIAH	MR EDWIN	N
H3	TR11-0555	29/11/11	KAMARIAH	MR EDWIN	N
H4	TR11-0557	29/11/11	KAMARIAH	MR EDWIN	N
H5	TR11-0560	29/11/11	KAMARIAH	MR EDWIN	N
H6	TR11-0551	21/11/11	KAMARIAH	MR EDWIN	N
H7	TR11-0574	14/11/11	KAMARIAH	MR EDWIN	N
H8	TR11-0588	17/11/11	KAMARIAH	MR EDWIN	N
H9	TR11-0564	22/11/11	KAMARIAH	MR EDWIN	N
H10	TR11-0637	28/12/11	KAMARIAH	MR EDWIN	N
H11	TR11-0603	19/12/11	KAMARIAH	MR EDWIN	N
H12	TR11-0655	19/12/11	KAMARIAH	MR EDWIN	N
H13	TR11-0689	30/12/11	KAMARIAH	MR EDWIN	N
H14	TR12-0032	18/01/12	KAMARIAH	MR EDWIN	N
H15	TR12-0036	16/01/12	SUWAYA	MR EDWIN	N
H16	TR12-0043	16/01/12	SUWAYA	MR EDWIN	N

CHANGE	
Change No.	TR12-0036
Date	2012/01/26
Common Mng.	
Described	
Approved	

Engineering Department
MTV R&D
APPROVE RANGE
MB QC KB

CONFIDENTIAL

SHEETXXX:COMMON_NAND,SPC,JTAG,EEPROM
CRNo:8240-8299

[Block Name]

LAN

REF No. 8000 - 8999

[Net Variation]

sLD2

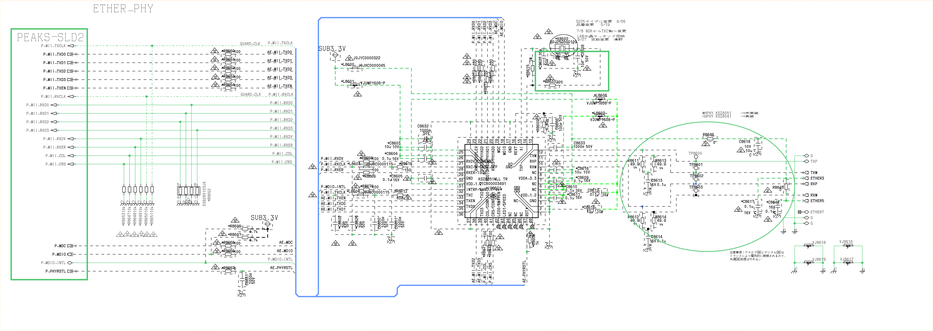

[Block Name]

SD

REF No. 8000 - 8999

[Net Variation]

sLD2

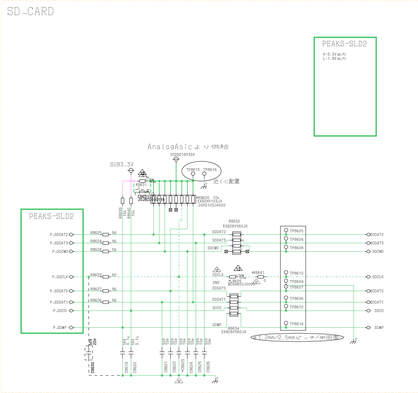

[Block Name]

USB

REF No. 5600 - 5649

[Net Variation]

USB2

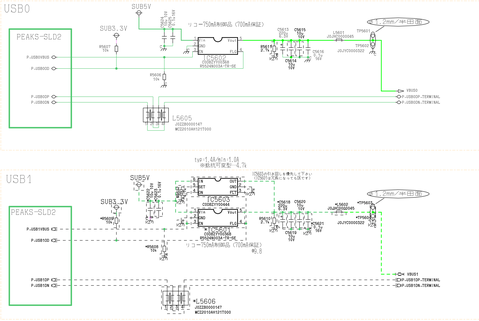

CHANGE	
Change No.	T812-0036
Date	2012/01/26
Common Mng.	
Described	
Approved	
Engineering Department MTV R&D	

APPROVE RANGE

CONFIDENTIAL

PLOT	12/02/01 / 23:45:19	Kamariah
VARIATION	KB	
SHEET	TNP4G526.A.cir/302.sht	

SUB1.8V

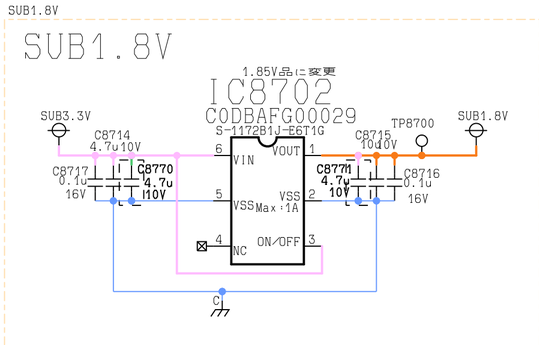

AVDDH3.3V

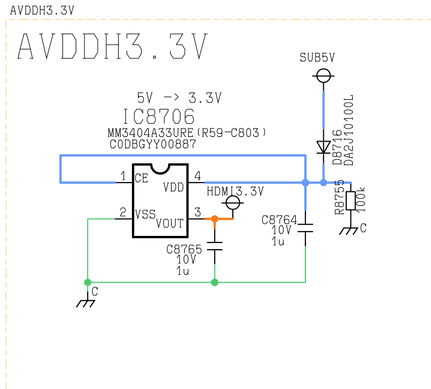

CHG NO.	REPORT NO.	DATE	CHANGED BY	APPROVED BY	END
H1	TR11-0497	11/10/21			N
H2	TR11-0553	04/11/11	KAMARIAH	MR EDWIN	N
H3	TR11-0555	09/11/11	KAMARIAH	MR EDWIN	N
H4	TR11-0557	09/11/11	KAMARIAH	MR EDWIN	N
H5	TR11-0560	09/11/11	KAMARIAH	MR EDWIN	N
H6	TR11-0551	11/11/11	KAMARIAH	MR EDWIN	N
H7	TR11-0574	14/11/11	KAMARIAH	MR EDWIN	N
H8	TR11-0588	17/11/11	KAMARIAH	MR EDWIN	N
H9	TR11-0564	22/11/11	KAMARIAH	MR EDWIN	N
H10	TR11-0637	08/12/11	KAMARIAH	MR EDWIN	N
H11	TR11-0603	19/12/11	KAMARIAH	MR EDWIN	N
H12	TR11-0655	19/12/11	KAMARIAH	MR EDWIN	N
H13	TR11-0689	30/12/11	KAMARIAH	MR EDWIN	N
H14	TR12-0032	18/01/12	KAMARIAH	MR EDWIN	N
H15	TR12-0036	26/01/12	SUWAYA	MR EDWIN	N
H16	TR12-0043	26/01/12	SUWAYA	MR EDWIN	N

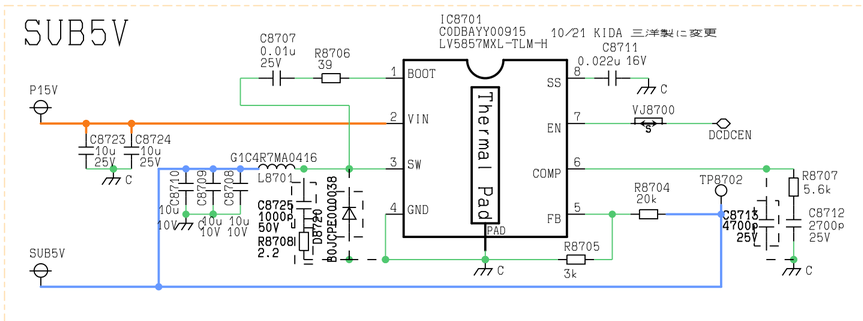

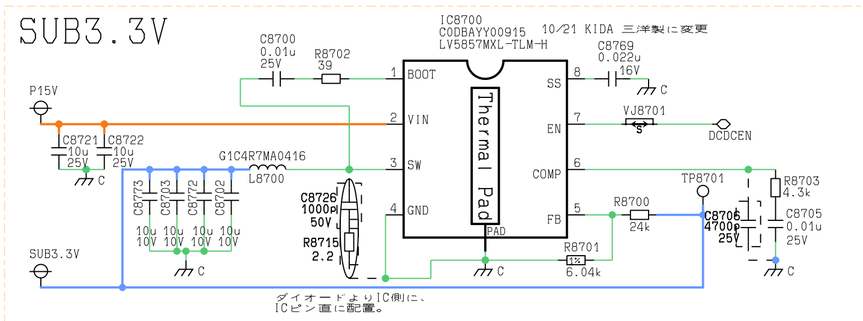

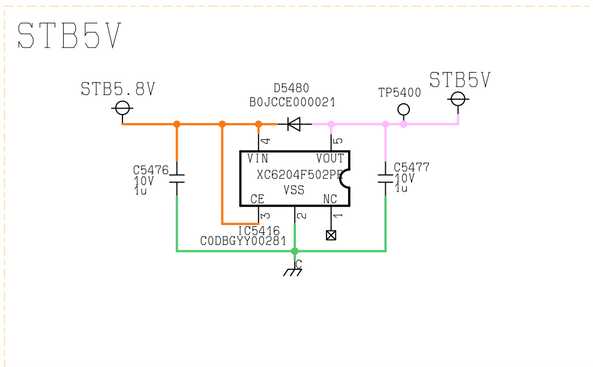

CHANGE	
Change No.	TR12-0036
Date	2012/01/26
Common Mng.	
Described	
Approved	
Engineering Department MTV R&D	

-- APPROVE RANGE --
niT QA JA VA KA XA WA MT QB
MB QC KB

CONFIDENTIAL

SHEET Common-Power
CRNo:8700

PLOT 12/02/01 / 23:45:36 Kamariah
VARIATION KB
SHEET TNP40526.A.cir/700.sht

LOCK/SLD2

CLK

AXI	AF6	CB0000	P_AXI
AXO	AE6	CB0000	P_AXO

USB CLK (reserve)

UXI	U16	CB0000	
UXI	V16	CB0000	C
UXO	U17	CB0000	⊠
UXO	V17	CB0000	⊠
UXO	V18	CB0000	⊠

RESET

XRSTSTM	AA9	CB0000	P_XRSTSTM

RESET

XRST	AF4	CB0000	P_XRST

CLK SEL

XTALSEL0	AF3	CB0000	P_XTALSEL0
XTALSEL1	AC5	CB0000	P_XTALSEL1

JTAG I/F

TCK	AA24	CB0000	P_TCK
TMS	AB24	CB0000	P_TMS
TDI	AC25	CB0000	P_TDI
TDO	AA23	CB0000	P_TDO
TRST	AC23	CB0000	P_TRST

TEST

FPEN	R12	CB0000	C
TESTSEL	T12	CB0000	⊠

REMOTE

STMRMIN	AB26	CB0000	P_STMRMIN

TIMER

STMTIME0	AA21	CB0000	P_STMTIME0
STMTIME1	AC26	CB0000	P_STMTIME1
STMTIME2	AB22	CB0000	P_STMTIME2
STMTIME3	AD26	CB0000	P_STMTIME3
STMTIME4	AC22	CB0000	P_STMTIME4
STMTIME5	AD25	CB0000	P_STMTIME5
STMTIME6	AE25	CB0000	P_STMTIME6

SERIAL

STMSB00	AD4	CB0000	P_STMSB00
STMSB10	AB8	CB0000	P_STMSB10
STMSBT0	AE5	CB0000	P_STMSBT0
STMSB01	AE7	CB0000	P_STMSB01
STMSB11	AF5	CB0000	P_STMSB11

I2C

STMSDA	AD5	CB0000	P_STMSDA
STMSCL	AA8	CB0000	P_STMSCL

HDMI I/F

STMCEC0	AD22	CB0000	P_STMCEC0
STMCECPUL	AA18	CB0000	P_STMCECPUL
STMCECAVL1A	AE26	CB0000	P_STMCECAVL1A
STMCECAVL1B	AB21	CB0000	P_STMCECAVL1B
STMHPD00	AC20	CB0000	P_STMHPD00
STMHPD01	AE23	CB0000	P_STMHPD01
STMHPD02	AF23	CB0000	P_STMHPD02
STM5VDET0	AA19	CB0000	P_STM5VDET0
STM5VDET1	AD23	CB0000	P_STM5VDET1
STM5VDET2	AB19	CB0000	P_STM5VDET2
STMDDCSDA0	AF25	CB0000	P_STMDDCSDA0
STMDDCSCL0	AC21	CB0000	P_STMDDCSCL0
STMDDCSDA1	AF24	CB0000	P_STMDDCSDA1
STMDDCSCL1	AA20	CB0000	P_STMDDCSCL1
STMDDCSDA2	AE24	CB0000	P_STMDDCSDA2
STMDDCSCL2	AC24	CB0000	P_STMDDCSCL2
STMDDCSDA3	AB20	CB0000	P_STMDDCSDA3
STMDDCSCL3	AD24	CB0000	P_STMDDCSCL3

MIAN POWER CTRL

MAINPWRON	AE4	CB0000	P_MAINPWRON

ANALOG INPUT

STMADIN0	AD3	CB0000	P_STMADIN0
STMADIN1	AB7	CB0000	P_STMADIN1
STMADIN2	AC6	CB0000	P_STMADIN2
STMADIN3	AE3	CB0000	P_STMADIN3

COMMON I/O PORT & IRQ

STMGPIO0	Y22	CB0000	P_STMGPIO0
STMGPIO1	Y24	CB0000	P_STMGPIO1
STMGPIO2	AB25	CB0000	P_STMGPIO2
STMGPIO3	Y26	CB0000	P_STMGPIO3
STMGPIO4	Y21	CB0000	P_STMGPIO4

COMMON I/O PORT

STMGPIO5	Y25	CB0000	P_STMGPIO5
STMGPIO6	AB23	CB0000	P_STMGPIO6
STMGPIO7	AA25	CB0000	P_STMGPIO7
STMGPIO8	AA26	CB0000	P_STMGPIO8
STMGPIO9	AA22	CB0000	P_STMGPIO9

SYSTEM BUS

ED0	D24	CB0000	P_ED0
ED1	C26	CB0000	P_ED1
ED2	G21	CB0000	P_ED2
ED3	C25	CB0000	P_ED3
ED4	B25	CB0000	P_ED4
ED5	E23	CB0000	P_ED5
ED6	B26	CB0000	P_ED6
ED7	A25	CB0000	P_ED7
ED8	C24	CB0000	P_ED8
ED9	B24	CB0000	P_ED9
ED10	F22	CB0000	P_ED10
ED11	A24	CB0000	P_ED11
ED12	C23	CB0000	P_ED12
ED13	D23	CB0000	P_ED13
ED14	B23	CB0000	P_ED14
ED15	A23	CB0000	P_ED15
EA0	K21	CB0000	P_EA0
EA1	J26	CB0000	P_EA1
EA2	K22	CB0000	P_EA2
EA3	J25	CB0000	P_EA3
EA4	J24	CB0000	P_EA4
EA5	K23	CB0000	P_EA5
EA6	H26	CB0000	P_EA6
EA7	H25	CB0000	P_EA7
EA8	J23	CB0000	P_EA8
EA9	H24	CB0000	P_EA9
EA10	J22	CB0000	P_EA10
EA11	G26	CB0000	P_EA11
EA12	G25	CB0000	P_EA12
EA13	H23	CB0000	P_EA13
EA14	H22	CB0000	P_EA14
EA15	J21	CB0000	P_EA15
EA24	G24	CB0000	P_EA24
ECLK	K24	CB0000	P_ECLK
XERE	F23	CB0000	P_XERE
XEWE0	G22	CB0000	P_XEWE0
XEWE1	E24	CB0000	P_XEWE1
ERXW	U25	CB0000	P_ERXW
EAS	H21	CB0000	P_EAS
ESZ0	D26	CB0000	P_ESZ0
ESZ1	E26	CB0000	P_ESZ1
XEDK	G23	CB0000	P_XEDK
XECS0	F26	CB0000	P_XECS0
XECS1	F24	CB0000	P_XECS1
XECS3	E25	CB0000	P_XECS3
BOOTSWAP	F25	CB0000	P_BOOTSWAP

NAND FLASH I/F

XNFCE	E21	CB0000	P_XNFCE
XNFRE	B21	CB0000	P_XNFRE
XNFWE	F20	CB0000	P_XNFWE
NFALE	D21	CB0000	P_NFALE
NFCLE	C21	CB0000	P_NFCLE
XNFWP	E20	CB0000	P_XNFWP
NANDRYBY	A21	CB0000	P_NANDRYBY

CHG NO.	REPORT NO.	DATE	CHANGED BY	APPROVED BY	END
H1	TR11-0497	11/10/21			N
H2	TR11-0553	11/11/11	KAMARIAH	MR EDWIN	N
H3	TR11-0555	11/11/11	KAMARIAH	MR EDWIN	N
H4	TR11-0557	11/11/11	KAMARIAH	MR EDWIN	N
H5	TR11-0560	11/11/11	KAMARIAH	MR EDWIN	N
H6	TR11-0551	11/11/11	KAMARIAH	MR EDWIN	N
H7	TR11-0574	11/11/11	KAMARIAH	MR EDWIN	N
H8	TR11-0588	11/11/11	KAMARIAH	MR EDWIN	N
H9	TR11-0564	12/11/11	KAMARIAH	MR EDWIN	N
H10	TR11-0637	12/12/11	KAMARIAH	MR EDWIN	N
H11	TR11-0603	12/12/11	KAMARIAH	MR EDWIN	N
H12	TR11-0655	12/12/11	KAMARIAH	MR EDWIN	N
H13	TR11-0689	12/12/11	KAMARIAH	MR EDWIN	N
H14	TR12-0032	12/01/12	KAMARIAH	MR EDWIN	N
H15	TR12-0036	12/01/12	SUWAYA	MR EDWIN	N
H16	TR12-0043	12/01/12	SUWAYA	MR EDWIN	N

LOCK/SLD2

DDR3 I/F

MMCK	A11	CB0000	P_MMCK
MMCKCK	B11	CB0000	P_MMCKCK
MMDQ0	D8	CB0000	P_MMDQ0
MMDQ1	E8	CB0000	P_MMDQ1
MMDQ2	D7	CB0000	P_MMDQ2
MMDQ3	D6	CB0000	P_MMDQ3
MMDQ4	C6	CB0000	P_MMDQ4
MMDQ5	A5	CB0000	P_MMDQ5
MMDQ6	B5	CB0000	P_MMDQ6
MMDQ7	E7	CB0000	P_MMDQ7
MMDQ8	B8	CB0000	P_MMDQ8
MMDQ9	A8	CB0000	P_MMDQ9
MMDQ10	A9	CB0000	P_MMDQ10
MMDQ11	B9	CB0000	P_MMDQ11
MMDQ12	D9	CB0000	P_MMDQ12
MMDQ13	E10	CB0000	P_MMDQ13
MMDQ14	F10	CB0000	P_MMDQ14
MMDQ15	E11	CB0000	P_MMDQ15
MMDQ16	C19	CB0000	P_MMDQ16
MMDQ17	B20	CB0000	P_MMDQ17
MMDQ18	E18	CB0000	P_MMDQ18
MMDQ19	F18	CB0000	P_MMDQ19
MMDQ20	A20	CB0000	P_MMDQ20
MMDQ21	D19	CB0000	P_MMDQ21
MMDQ22	E19	CB0000	P_MMDQ22
MMDQ23	C20	CB0000	P_MMDQ23
MMDQ24	F14	CB0000	P_MMDQ24
MMDQ25	E15	CB0000	P_MMDQ25
MMDQ26	E16	CB0000	P_MMDQ26
MMDQ27	C17	CB0000	P_MMDQ27
MMDQ28	D17	CB0000	P_MMDQ28
MMDQ29	C16	CB0000	P_MMDQ29
MMDQ30	B17	CB0000	P_MMDQ30
MMDQ31	A17	CB0000	P_MMDQ31
MMDQS0	B6	CB0000	P_MMDQS0
MMDQS1	A7	CB0000	P_MMDQS1
MMDQS2	A19	CB0000	P_MMDQS2
MMDQS3	B18	CB0000	P_MMDQS3
MMXDQS0	A6	CB0000	P_MMXDQS0
MMXDQS1	B7	CB0000	P_MMXDQS1
MMXDQS2	B19	CB0000	P_MMXDQS2
MMXDQS3	A18	CB0000	P_MMXDQS3
MMDM0	C7	CB0000	P_MMDM0
MMDM1	C8	CB0000	P_MMDM1
MMDM2	D16	CB0000	P_MMDM2
MMDM3	C18	CB0000	P_MMDM3
MMA0	D14	CB0000	P_MMA0
MMA1	C10	CB0000	P_MMA1
MMA2	D11	CB0000	P_MMA2
MMA3	A12	CB0000	P_MMA3
MMA4	F12	CB0000	P_MMA4
MMA5	A13	CB0000	P_MMA5
MMA6	D10	CB0000	P_MMA6
MMA7	E12	CB0000	P_MMA7
MMA8	B10	CB0000	P_MMA8
MMA9	C12	CB0000	P_MMA9
MMA10	B14	CB0000	P_MMA10
MMA11	A10	CB0000	P_MMA11
MMA12	E14	CB0000	P_MMA12
MMA13	D12	CB0000	P_MMA13
MMBA0	D15	CB0000	P_MMBA0
MMBA1	F11	CB0000	P_MMBA1
MMBA2	A15	CB0000	P_MMBA2
MMXCS0	C14	CB0000	P_MMXCS0
MMXCS1	B15	CB0000	P_MMXCS1
MMXRAS	C13	CB0000	P_MMXRAS
MMXCAS	A14	CB0000	P_MMXCAS
MMXWE	C15	CB0000	P_MMXWE
MMCKE0	F13	CB0000	P_MMCKE0
MMCKE1	B16	CB0000	P_MMCKE1
MMODT0	B13	CB0000	P_MMODT0
MMODT1	A16	CB0000	P_MMODT1
MMXRESET	B12	CB0000	P_MMXRESET

P_MMDQ10~15!
P_MMDQ16~31!

LAN CON I/F

MII_COL	AA3	CB0000	P_MII_COL
MII_CRS	W5	CB0000	P_MII_CRS
MII_RXCLK	AA5	CB0000	P_MII_RXCLK
MII_RXD0	AD2	CB0000	P_MII_RXD0
MII_RXD1	AA4	CB0000	P_MII_RXD1
MII_RXD2	AE2	CB0000	P_MII_RXD2
MII_RXD3	AE1	CB0000	P_MII_RXD3
MII_RXDV	AD1	CB0000	P_MII_RXDV
MII_RXER	AC3	CB0000	P_MII_RXER
MII_TXCLK	AC1	CB0000	P_MII_TXCLK
MII_TXD0	AB3	CB0000	P_MII_TXD0
MII_TXD1	W6	CB0000	P_MII_TXD1
MII_TXD2	AB2	CB0000	P_MII_TXD2
MII_TXD3	AB1	CB0000	P_MII_TXD3
MII_TXEN	Y6	CB0000	P_MII_TXEN
MDC	Y5	CB0000	P_MDC
MDIO	AF2	CB0000	P_MDIO
MDIO_INTL	AC2	CB0000	P_MDIO_INTL
PHYRSTL	AA2	CB0000	P_PHYRSTL
WAKEUP	W4	CB0000	P_WAKEUP
WUC	Y4	CB0000	P_WUC

CI I/F

PCDOE	N21	CB0000	P_PCDOE
PCRESET	P23	CB0000	P_PCRESET
PCCE1	P22	CB0000	P_PCCE1
PCCE2	P26	CB0000	P_PCCE2
PCWE	N22	CB0000	P_PCWE
PCOE	N26	CB0000	P_PCOE
PCIOWR	P21	CB0000	P_PCIOWR
PCIORD	P25	CB0000	P_PCIORD
PCWAIT	M26	CB0000	P_PCWAIT
PCCD1	N23	CB0000	P_PCCD1
PCCD2	M24	CB0000	P_PCCD2
PCREG	N25	CB0000	P_PCREG
PCREADY	M25	CB0000	P_PCREADY
PCVS1	N24	CB0000	P_PCVS1

USB POWER CTRL

USB0VBUS	U22	CB0000	P_USB0VBUS
USB0OD	T24	CB0000	P_USB0OD
USB1VBUS	V21	CB0000	P_USB1VBUS
USB1OD	U24	CB0000	P_USB1OD

SD CARD I/F

SDCLK	V24	CB0000	P_SDCLK
SDCMD	W26	CB0000	P_SDCMD
SDDAT0	V25	CB0000	P_SDDAT0
SDDAT1	V26	CB0000	P_SDDAT1
SDDAT2	W24	CB0000	P_SDDAT2
SDDAT3	W25	CB0000	P_SDDAT3
SDCD	V22	CB0000	P_SDCD
SDWP	V23	CB0000	P_SDWP
SDVOLC	W21	CB0000	P_SDVOLC

TS SERIAL INPUT

CHOCLK	AB6	CB0000	P_CHOCLK
CHODATA	AC4	CB0000	P_CHODATA
CHOPSYNC	AB4	CB0000	P_CHOPSYNC
CHOVAL	AB5	CB0000	P_CHOVAL

TS PARALLEL INPUT

HS0BCLKIN	M23	CB0000	P_HS0BCLKIN
HSDIN0	L25	CB0000	P_HSDIN0
HSDIN1	L22	CB0000	P_HSDIN1
HSDIN2	L23	CB0000	P_HSDIN2
HSDIN3	M22	CB0000	P_HSDIN3
HSDIN4	L24	CB0000	P_HSDIN4
HSDIN5	K26	CB0000	P_HSDIN5
HSDIN6	M21	CB0000	P_HSDIN6
HSDIN7	K25	CB0000	P_HSDIN7
HS0SYNCIN	L21	CB0000	P_HS0SYNCIN
HS0VALIN	L26	CB0000	P_HS0VALIN

TS PARALLEL OUTPUT

HSBCLKOUT	P24	CB0000	P_HSBCLKOUT
HSDOUT0	R24	CB0000	P_HSDOUT0
HSDOUT1	R21	CB0000	P_HSDOUT1
HSDOUT2	T21	CB0000	P_HSDOUT2
HSDOUT3	R23	CB0000	P_HSDOUT3
HSDOUT4	T23	CB0000	P_HSDOUT4
HSDOUT5	R25	CB0000	P_HSDOUT5
HSDOUT6	R22	CB0000	P_HSDOUT6
HSDOUT7	R26	CB0000	P_HSDOUT7
HSSYNCOUT	U21	CB0000	P_HSSYNCOUT
HSVALOUT	T22	CB0000	P_HSVALOUT

TUNER CTRL

AGCI	AE10	CB0000	P_AGCI
AGCR	AF10	CB0000	P_AGCR
AGCBS	AD10	CB0000	P_AGCBS

VIDEO (PC) INPUT

HIN	AC10	CB0000	P_HIN
VIN	AA10	CB0000	P_VIN

AUDIO OUTPUT

A_MUTE	AE12	CB0000	P_A_MUTE
IECOUT	AA11	CB0000	P_IECOUT
NSHUTDOWN	AA12	CB0000	P_NSHUTDOWN
MUTEB	AD12	CB0000	P_MUTEB

TCON

TCON0	C3	CB0000	P_TCON0
TCON1	A3	CB0000	P_TCON1
TCON2	B3	CB0000	P_TCON2
TCON3	A2	CB0000	P_TCON3
TCON4	D4	CB0000	P_TCON4
TCON5	B2	CB0000	P_TCON5
TCON6	C4	CB0000	P_TCON6
TCON7	B1	CB0000	P_TCON7

PANEL PWM

LCDPWM0	D3	CB0000	P_LCDPWM0
LCDPWM1	C2	CB0000	P_LCDPWM1

I2C

SDA0	B4	CB0000	P_SDA0
SCL0	A4	CB0000	P_SCL0
SDA1	W22	CB0000	P_SDA1
SCL1	Y23	CB0000	P_SCL1
SDA3	AB11	CB0000	P_SDA3
SCL3	AF12	CB0000	P_SCL3

TUNER I2C

DMDSDA0	AC11	CB0000	P_DMDSDA0
DMDSCL0	AB10	CB0000	P_DMDSCL0
DMDSDA1	AD11	CB0000	P_DMDSDA1
DMDSCL1	AE11	CB0000	P_DMDSCL1

SERIAL

SB00	D22	CB0000	P_SB00
SB10	F21	CB0000	P_SB10
SB01	D1	CB0000	P_SB01
SB11	E3	CB0000	P_SB11
SBT1	E2	CB0000	P_SBT1
TXD1	E5	CB0000	P_TXD1
RXD1	C1	CB0000	P_RXD1

IR

RMC0	E4	CB0000	P_RMC0

NMI IRQ

XNMIRQ	D2	CB0000	P_XNMIRQ

COMMON I/O PORT & IRQ

XIRQ1	E1	CB0000	P_XIRQ1
XIRQ2	V2	CB0000	P_XIRQ2
XIRQ3	V3	CB0000	P_XIRQ3
XIRQ4	U6	CB0000	P_XIRQ4
XIRQ5	W1	CB0000	P_XIRQ5
XIRQ6	T6	CB0000	P_XIRQ6
XIRQ7	U5	CB0000	P_XIRQ7
XIRQ8	V4	CB0000	P_XIRQ8
XIRQ9	T5	CB0000	P_XIRQ9
XIRQ10	W3	CB0000	P_XIRQ10
XIRQ11	W2	CB0000	P_XIRQ11
XIRQ14	Y1	CB0000	P_XIRQ14

COMMON I/O PORT

PORT00	M6	CB0000	P_PORT00
PORT01	N1	CB0000	P_PORT01
PORT02	N4	CB0000	P_PORT02
PORT03	N2	CB0000	P_PORT03
PORT04	N3	CB0000	P_PORT04
PORT05	N6	CB0000	P_PORT05
PORT06	P1	CB0000	P_PORT06
PORT07	N5	CB0000	P_PORT07
PORT10	P2	CB0000	P_PORT10
PORT11	P3	CB0000	P_PORT11
PORT12	R1	CB0000	P_PORT12
PORT13	P4	CB0000	P_PORT13
PORT14	R2	CB0000	P_PORT14
PORT15	P5	CB0000	P_PORT15
PORT16	R3	CB0000	P_PORT16
PORT17	P6	CB0000	P_PORT17
PORT20	T1	CB0000	P_PORT20
PORT21	R5	CB0000	P_PORT21
PORT22	T2	CB0000	P_PORT22
PORT23	T3	CB0000	P_PORT23
PORT24	R6	CB0000	P_PORT24
PORT25	U1	CB0000	P_PORT25
PORT26	R4	CB0000	P_PORT26
PORT27	U2	CB0000	P_PORT27
PORT30	U3	CB0000	P_PORT30
PORT31	T4	CB0000	P_PORT31
PORT32	B22	CB0000	P_PORT32
PORT33	E22	CB0000	P_PORT33
PORT34	A22	CB0000	P_PORT34
PORT35	C22	CB0000	P_PORT35
PORT36	V1	CB0000	P_PORT36
PORT37	U4	CB0000	P_PORT37

LVDS I/F

TA1P	M5	CB0000	P_TA1P
TA1N	M4	CB0000	P_TA1N
TB1P	M1	CB0000	P_TB1P
TB1N	M2	CB0000	P_TB1N
TC1P	L3	CB0000	P_TC1P
TC1N	M3	CB0000	P_TC1N
TD1P	L5	CB0000	P_TD1P
TD1N	L6	CB0000	P_TD1N
TE1P	K2	CB0000	P_TE1P
TE1N	K1	CB0000	P_TE1N
TF1P	K5	CB0000	P_TF1P
TF1N	K6	CB0000	P_TF1N
TCLK1P	L2	CB0000	P_TCLK1P
TCLK1N	L1	CB0000	P_TCLK1N
TA2P	J1	CB0000	P_TA2P
TA2N	J2	CB0000	P_TA2N
TB2P	H3	CB0000	P_TB2P
TB2N	J3	CB0000	P_TB2N
TC2P	H2	CB0000	P_TC2P
TC2N	H1	CB0000	P_TC2N
TD2P	G1	CB0000	P_TD2P
TD2N	G2	CB0000	P_TD2N
TE2P	F3	CB0000	P_TE2P
TE2N	G3	CB0000	P_TE2N
TF2P	F2	CB0000	P_TF2P
TF2N	F1	CB0000	P_TF2N
TCLK2P	H5	CB0000	P_TCLK2P
TCLK2N	J5	CB0000	P_TCLK2N

TEST

T_LON	R16	CB0000	⊠
T_LOP	P16	CB0000	⊠

DDR3 REF

MMRODT	M9	CB0000	P_MMRODT
MMVCAL	L9	CB0000	P_MMVCAL
MMVCAL	L10	CB0000	
MMVREF0	F8	CB0000	P_MMVREF0
MMVREF1	F16	CB0000	P_MMVREF1

TUNER I/F

FEAINP	AF8	CB0000	GUARD	P_FEAINP
FEAINN	AE8	CB0000	GUARD	P_FEAINN
RFAGC	AC13	CB0000		P_RFAGC
BSIQ-I	AD8	CB0000	GUARD	P_BSIQ-I
BSIQ-Q	AC8	CB0000	GUARD	P_BSIQ-Q

SIF I/F

SIFINP	AC9	CB0000	GUARD	P_SIFINP
SIFINN	AB9	CB0000	GUARD	P_SIFINN

AUDIO PWM

PWM0LP	V5	CB0000	P_PWM0LP
PWM0LN	V6	CB0000	P_PWM0LN
PWM0RP	Y3	CB0000	P_PWM0RP
PWM0RN	Y2	CB0000	P_PWM0RN

USB I/F

USB0DP	T25	CB0000		P_USB0DP
USB0DN	T26	CB0000		P_USB0DN
USB1DP	U25	CB0000		P_USB1DP
USB1DN	U26	CB0000		P_USB1DN

HDMI I/F

RX0CP	AD15	CB0000		P_RX0CP
RX0CM	AE14	CB0000		P_RX0CM
RX0P0	AE15	CB0000		P_RX0P0
RX0M0	AF15	CB0000		P_RX0M0
RX0P1	AF16	CB0000		P_RX0P1
RX0M1	AE16	CB0000		P_RX0M1
RX0P2	AD17	CB0000		P_RX0P2
RX0M2	AD16	CB0000		P_RX0M2
RX1CP	AE17	CB0000		P_RX1CP
RX1CM	AF17	CB0000		P_RX1CM
RX1P0	AF18	CB0000		P_RX1P0
RX1M0	AE18	CB0000		P_RX1M0
RX1P1	AD19	CB0000		P_RX1P1
RX1M1	AD18	CB0000		P_RX1M1
RX1P2	AE19	CB0000		P_RX1P2
RX1M2	AF19	CB0000		P_RX1M2
RX2CP	AF20	CB0000		P_RX2CP
RX2CM	AE20	CB0000		P_RX2CM
RX2P0	AD21	CB0000		P_RX2P0
RX2M0	AD20	CB0000		P_RX2M0
RX2P1	AE21	CB0000		P_RX2P1
RX2M1	AF21	CB0000		P_RX2M1
RX2P2	AF22	CB0000		P_RX2P2
RX2M2	AE22	CB0000		P_RX2M2

VIDEO INPUT

V1	AB14	CB0000	P_V1
R1	AB16	CB0000	P_R1
G1	AB15	CB0000	P_G1
B1	AA16	CB0000	P_B1
VC1_N	AA15	CB0000	P_VC1_N
VC4_N	AA14	CB0000	P_VC4_N
FBL1_RFAGC2	AF14	CB0000	P_FBL1_RFAGC2

VIDEO OUTPUT

VDAC1	AE9	CB0000	P_VDAC1

AUDIO INPUT

LIN1_LP	AC14	CB0000	GUARD_SL	P_LIN1_LP
LIN1_RP	AA13	CB0000	GUARD_SR	P_LIN1_RP

AUDIO OUTPUT

LO1_L	AF13	CB0000	GUARD_SL	P_LO1_L
LO1_R	AB13	CB0000	GUARD_SR	P_LO1_R
LO2_L	AC12	CB0000	GUARD_SL	P_LO2_L
LO2_R	AB12	CB0000	GUARD_SR	P_LO2_R
HP1_L	AD13	CB0000	GUARD_SL	P_HP1_L
HP1_R	AE13	CB0000	GUARD_SR	P_HP1_R

LOCK/SLD2

V-ADC REF

VREFH0	AB17	CB0000	P_VREFH0
VREFL0	AA17	CB0000	P_VREFL0

SIF-ADC REF (DMD)

VREFHS1F	AD7	CB0000	P_VREFHS1F
VREFLS1F	AC7	CB0000	P_VREFLS1F

A-ADC REF

VREF1V5	AF11	CB0000	P_VREF1V5

V-DAC REF

VCOMP	AF9	CB0000	GUARD	P_VCOMP

USB REF

USB0RREF	R18	CB0000	GUARD	P_USB0RREF
USB1RREF	R17	CB0000	GUARD	P_USB1RREF

LVDS REF

LVDSRREF	L4	CB0000	P_LVDSRREF

LOCK/SLD2

STM POWER 3.3V

VDD33STM	AF7	CB0000		P_VDD33STM
STMADAVDD33	AA7	CB0000		
STMADAVSS	AA6	CB0000	C	

STM POWER 1.2V

VDD12STM	AD9	CB0000	P_VDD12STM

MAIN POWER 1.2V

VDD12	J16	CB0000	SUB1.2V
VDD12	K16	CB0000	
VDD12	L15	CB0000	
VDD12	M14	CB0000	
VDD12	M15	CB0000	
VDD12	N13	CB0000	
VDD12	N14	CB0000	
VDD12	N15	CB0000	
VDD12	P13	CB0000	
VDD12	P14	CB0000	
VDD12	P15	CB0000	
VDDUSB12	M18	CB0000	
LVVDD12	J6	CB0000	
VDDR12	J13	CB0000	SUB1.2V
VDDR12	K13	CB0000	
VDDR12	L12	CB0000	
VDDA12	J11	CB0000	P_VDDA12
VDDA12	K11	CB0000	

MAIN POWER 1.8V

VDDAVAD18	U15	CB0000	P_VDD18
VDDAVAD18	V15	CB0000	
AVDDH18	AC18	CB0000	
AVDDH18	AC19	CB0000	
AVDDSIF18	V14	CB0000	P_AVDDSIF18
AVSSV	T15	CB0000	
AVSSV	T16	CB0000	
AVSSV	T17	CB0000	C
AVSSSIF	T13	CB0000	
AVSSSIF	U13	CB0000	C

MAIN POWER SD-CARD

VDDSD18_33	L17	CB0000	P_VDDSD18_33
VDDSD18_33	L18	CB0000	

MAIN POWER TCON

VDD25TCON	J9	CB0000	P_VDD25TCON
VDD25TCON	K9	CB0000	
VDD25TCON	K10	CB0000	

MAIN POWER 1.5V

VDDIO15	F7	CB0000	SUB1.5V
VDDIO15	F9	CB0000	
VDDIO15	F15	CB0000	
VDDIO15

PLOT	12/02/01 / 23:45:55	Kamariah
VARIATION	KB	
SHEET	TNP40526.A.cir/701.sht	

CHG NO.	REPORT NO.	DATE	CHANGED BY	APPROVED BY	END
H1	TR11-0497	11/10/21			N
H2	TR11-0553	24/11/11	KAMARIAH	MR EDWIN	N
H3	TR11-0555	29/11/11	KAMARIAH	MR EDWIN	N
H4	TR11-0557	29/11/11	KAMARIAH	MR EDWIN	N
H5	TR11-0560	29/11/11	KAMARIAH	MR EDWIN	N
H6	TR11-0551	21/11/11	KAMARIAH	MR EDWIN	N
H7	TR11-0574	14/11/11	KAMARIAH	MR EDWIN	N
H8	TR11-0588	07/11/11	KAMARIAH	MR EDWIN	N
H9	TR11-0564	02/11/11	KAMARIAH	MR EDWIN	N
H10	TR11-0637	28/12/11	KAMARIAH	MR EDWIN	N
H11	TR11-0603	19/12/11	KAMARIAH	MR EDWIN	N
H12	TR11-0655	19/12/11	KAMARIAH	MR EDWIN	N
H13	TR11-0689	30/12/11	KAMARIAH	MR EDWIN	N
H14	TR12-0032	26/01/12	KAMARIAH	MR EDWIN	N
H15	TR12-0036	26/01/12	SUWAYA	MR EDWIN	N
H16	TR12-0043	26/01/12	SUWAYA	MR EDWIN	N

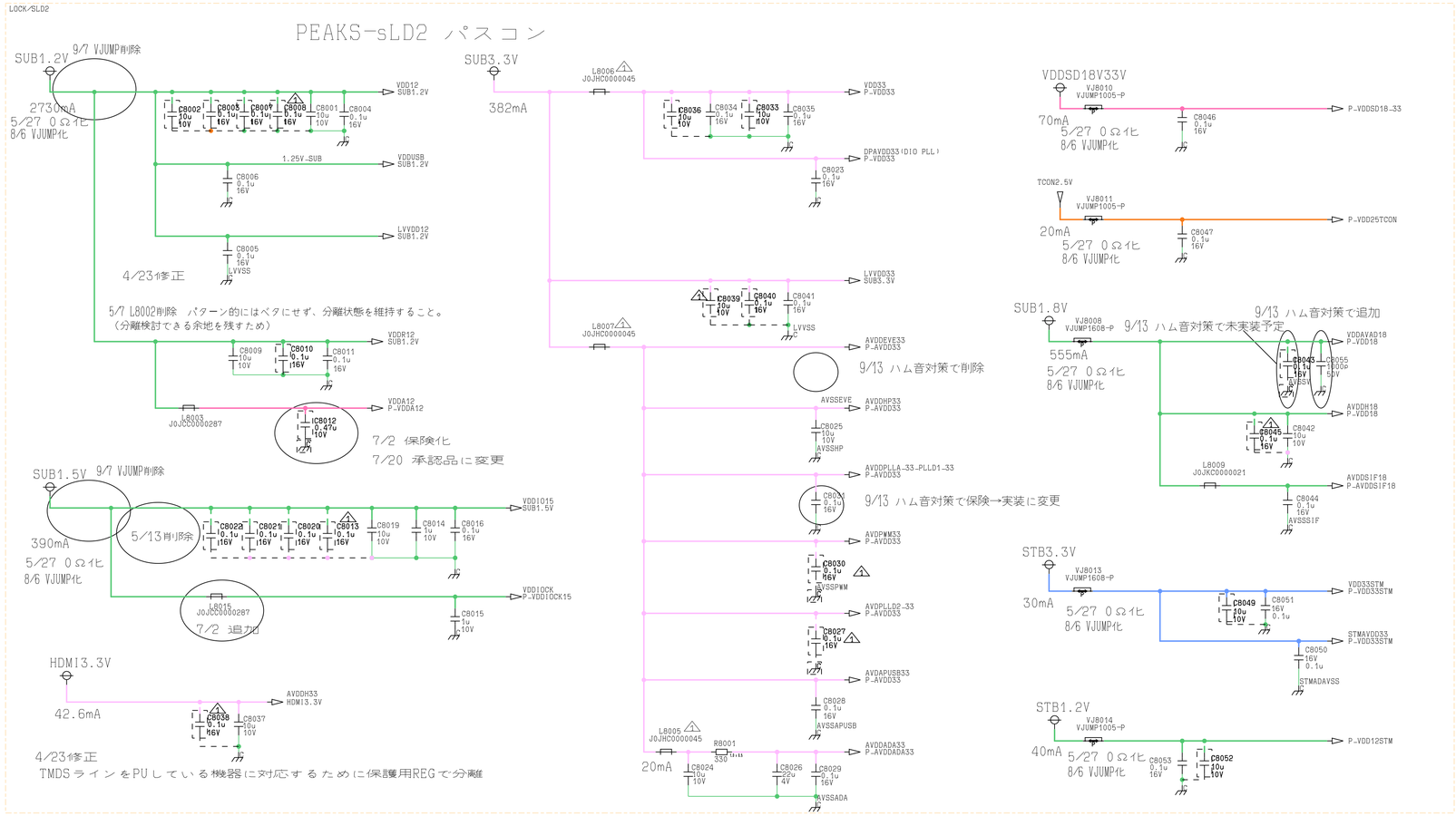

CHANGE	
Change No.	TR12-0036
Date	2012/01/26
Common Mng.	
Described	
Approved	
Engineering Department	MTV R&D

— APPROVE RANGE —
MB QC KB

SHEET CHANGE INFORMATION	
SHEET NO.	SLD2-12-701
SHEET Ver.	1.1
SHEET Mng.	yokoyama

FOR VIRTUAL-MODULE SHEET
*Don't delete!
*Don't change Sheet NO!

CONFIDENTIAL

SHEET701:sLD2 POWER
CRNo:8001 — 8099

PLOT	12/02/01 / 23:46:12	Kamariah
VARIATION	KB	
SHEET	TNP40526.A.cir/702.sht	

CHG NO.	REPORT NO.	DATE	CHANGED BY	APPROVED BY	END
H1	TR11-0497	11/10/21			N
H2	TR11-0553	24/11/11	KAMARIAH	MR EDWIN	N
H3	TR11-0555	29/11/11	KAMARIAH	MR EDWIN	N
H4	TR11-0557	29/11/11	KAMARIAH	MR EDWIN	N
H5	TR11-0560	29/11/11	KAMARIAH	MR EDWIN	N
H6	TR11-0551	21/11/11	KAMARIAH	MR EDWIN	N
H7	TR11-0574	14/11/11	KAMARIAH	MR EDWIN	N
H8	TR11-0588	17/11/11	KAMARIAH	MR EDWIN	N
H9	TR11-0564	22/11/11	KAMARIAH	MR EDWIN	N
H10	TR11-0637	16/12/11	KAMARIAH	MR EDWIN	N
H11	TR11-0633	19/12/11	KAMARIAH	MR EDWIN	N
H12	TR11-0655	19/12/11	KAMARIAH	MR EDWIN	N
H13	TR11-0689	30/12/11	KAMARIAH	MR EDWIN	N
H14	TR12-0032	18/01/12	KAMARIAH	MR EDWIN	N
H15	TR12-0036	26/01/12	SUWAYA	MR EDWIN	N
H16	TR12-0043	26/01/12	SUWAYA	MR EDWIN	N

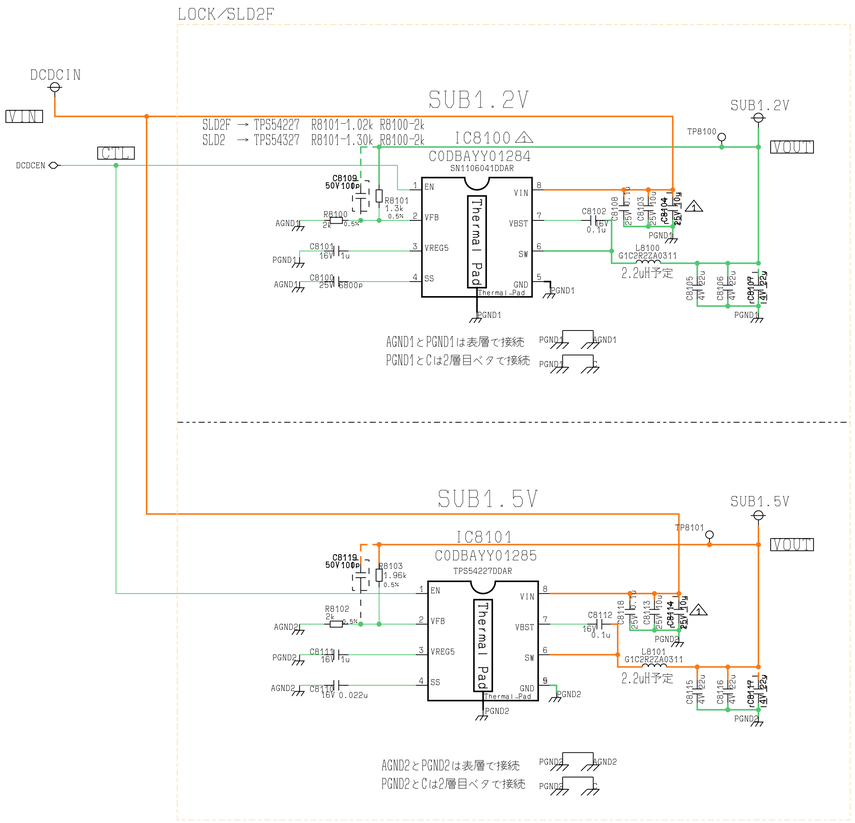

CHANGE	
Change No.	TR12-0036
Date	2012/01/26
Common Mng.	
Described	
Approved	
Engineering Department MTV R&D	

APPROVE RANGE
MB QC KB

SHEET CHANGE INFORMATION	
SHEET NO.	SLD2-12-702
SHEET Ver.	1.0
SHEET Mng.	kawanabe

FOR VIRTUAL-MODULE SHEET
*Don't delete!
*Don't change Sheet NO!

CONFIDENTIAL

SHEET702:sLD2 DC/DC
CRNo:8100 - 8199

PLOT	12/02/01	/23:46:30	Kamariah
VARIATION	KB		
SHEET	TNP40526.A.cir/703.sht		

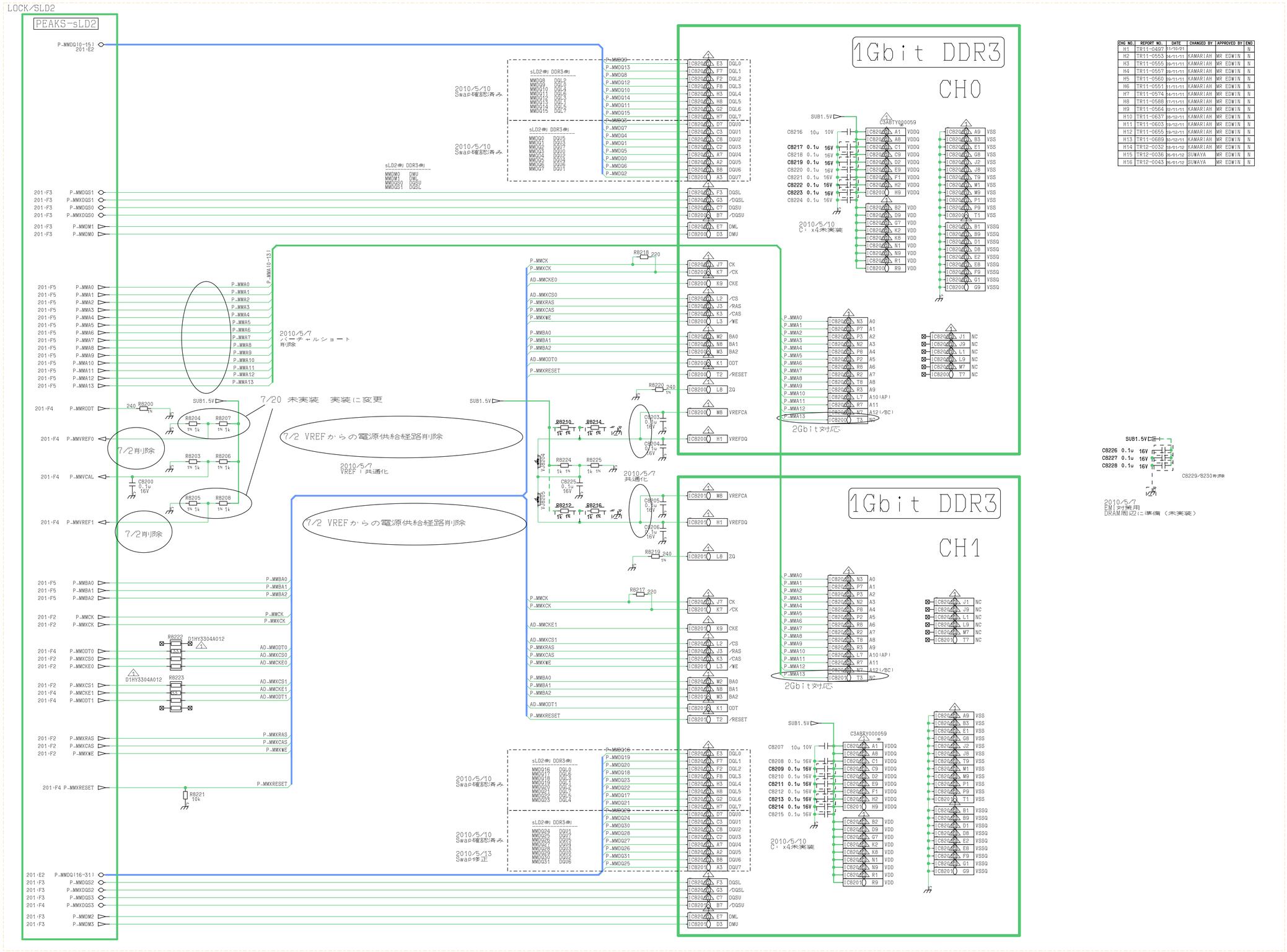

CHG NO.	REPORT NO.	DATE	CHANGED BY	APPROVED BY	END
H1	TR11-0497	11/10/21			N
H2	TR11-0553	11/11/11	KAMARIAH	MR EDWIN	N
H3	TR11-0555	11/11/11	KAMARIAH	MR EDWIN	N
H4	TR11-0557	11/11/11	KAMARIAH	MR EDWIN	N
H5	TR11-0560	11/11/11	KAMARIAH	MR EDWIN	N
H6	TR11-0561	11/11/11	KAMARIAH	MR EDWIN	N
H7	TR11-0574	11/11/11	KAMARIAH	MR EDWIN	N
H8	TR11-0588	11/11/11	KAMARIAH	MR EDWIN	N
H9	TR11-0564	11/11/11	KAMARIAH	MR EDWIN	N
H10	TR11-0637	11/12/11	KAMARIAH	MR EDWIN	N
H11	TR11-0603	11/12/11	KAMARIAH	MR EDWIN	N
H12	TR11-0655	11/12/11	KAMARIAH	MR EDWIN	N
H13	TR11-0669	11/12/11	KAMARIAH	MR EDWIN	N
H14	TR12-0032	12/01/12	KAMARIAH	MR EDWIN	N
H15	TR12-0036	12/01/12	SUWAYA	MR EDWIN	N
H16	TR12-0043	12/01/12	SUWAYA	MR EDWIN	N

CHANGE	
Change No.	TR12-0036
Date	2012/01/26
Common Mng.	
Described	
Approved	
Engineering Department	MTV R&D

-- APPROVE RANGE --
DIT QA MA PA KA EDXA MN MR QB
MB QC KB

SHEET CHANGE INFORMATION	
SHEET NO.	SLD2-12-703
SHEET Ver.	1.0
SHEET Mng.	hanafusa

FOR VIRTUAL-MODULE SHEET
*Don't delete!
*Don't change Sheet NO!

CONFIDENTIAL

SHEET703 : sLD2 DDR3
CRNo : 8200 — 8299

PLOT	12/02/01 / 23:46:47	Kamariah
VARIATION	KB	
SHEET	TNP49526.A.cir/704.sht	

LOCK/SLD2

CLK

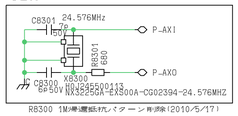

R8300 1M抵抗パターン削除(2010/5/17)

9/6 X8301 品番変更 C8300 10p->6p C8301 10p->7p に変更 (発振余裕向上のため)

SIF-ADC REF (DMD)

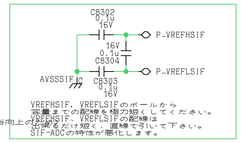

VREFHSIF, VREFLSIFのボールから
容量までの配線を極力短くしてください。
VREFHSIF, VREFLSIFの配線は
出来るだけ短く、直線で引いて下さい。
SIF-ADCの特性が悪化します。

VIDEO INPUT

C8305/C8306 1005サイズに変更(2010/5/17)

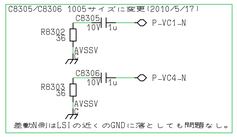

差動出力はLSIの近くのGNDに落としても問題なし。

V-ADC REF

C8307/C8308/C8309
1005サイズに変更(2010/5/13)

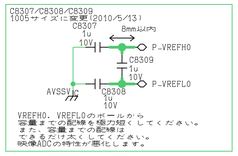

VREFHO, VREFLOのボールから
容量までの配線を極力短くしてください。
また、容量までの配線は
できるだけ太くしてください。
映像ADCの特性が悪化します。

A-ADC REF

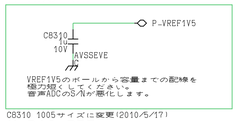

VREF1V5のボールから容量までの配線を
極力短くしてください。
音声ADCのS/Nが悪化します。

C8310 1005サイズに変更(2010/5/17)

V-DAC REF

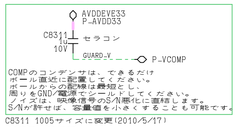

COMPのコンデンサは、できるだけ
ボール直近に配置してください。
ボールからの配線は最短とし、
周りをGND/電源でシールドしてください。
ノイズは、映像信号のS/N悪化に直結します。
S/Nが許せば、容量値を小さくすることも可能です。

C8311 1005サイズに変更(2010/5/17)

USB REF

USB*RREFは、できるだけボール直近に
配置してください。
ボールからの配線は最短とし、
できれば周りをGND/電源で
シールドしてください。
EVEパターンへのジャンクとなり、
コンプライアンステストでNGとなります。

CHG NO.	REPORT NO.	DATE	CHANGED BY	APPROVED BY	END
H1	TR11-0497	11/11/21			N
H2	TR11-0553	24/11/11	KAMARIAH	MR EDWIN	N
H3	TR11-0555	29/11/11	KAMARIAH	MR EDWIN	N
H4	TR11-0557	29/11/11	KAMARIAH	MR EDWIN	N
H5	TR11-0560	29/11/11	KAMARIAH	MR EDWIN	N
H6	TR11-0551	21/11/11	KAMARIAH	MR EDWIN	N
H7	TR11-0574	14/11/11	KAMARIAH	MR EDWIN	N
H8	TR11-0588	21/11/11	KAMARIAH	MR EDWIN	N
H9	TR11-0564	22/11/11	KAMARIAH	MR EDWIN	N
H10	TR11-0637	28/12/11	KAMARIAH	MR EDWIN	N
H11	TR11-0603	29/12/11	KAMARIAH	MR EDWIN	N
H12	TR11-0655	29/12/11	KAMARIAH	MR EDWIN	N
H13	TR11-0689	02/12/11	KAMARIAH	MR EDWIN	N
H14	TR12-0032	26/01/12	KAMARIAH	MR EDWIN	N
H15	TR12-0036	26/01/12	SUWAYA	MR EDWIN	N
H16	TR12-0043	26/01/12	SUWAYA	MR EDWIN	N

CHANGE	
Change No.	TR12-0036
Date	2012/01/26
Common Mng.	
Described	
Approved	
Engineering Department MTV R&D	

APPROVE RANGE
QA QB
MB QC KB

SHEET CHANGE INFORMATION	
SHEET NO.	SLD2-12-704
SHEET Ver.	1.0
SHEET Mng.	moriie

FOR VIRTUAL-MODULE SHEET
*Don't delete!
*Don't change Sheet NO!

CONFIDENTIAL

SHEET704:sLD2 DEST
CRNo:8300 - 8399

PLOT	12/02/01 / 23:47:09	Kamariah
VARIATION	KB	
SHEET	TNP4G526.A.cir/707.sht	

CHG NO.	REPORT NO.	DATE	CHANGED BY	APPROVED BY	END
H1	TR11-0497	11/10/21			N
H2	TR11-0553	04/11/11	KAMARIAH	MR EDWIN	N
H3	TR11-0555	09/11/11	KAMARIAH	MR EDWIN	N
H4	TR11-0557	09/11/11	KAMARIAH	MR EDWIN	N
H5	TR11-0560	09/11/11	KAMARIAH	MR EDWIN	N
H6	TR11-0551	11/11/11	KAMARIAH	MR EDWIN	N
H7	TR11-0574	14/11/11	KAMARIAH	MR EDWIN	N
H8	TR11-0588	17/11/11	KAMARIAH	MR EDWIN	N
H9	TR11-0564	22/11/11	KAMARIAH	MR EDWIN	N
H10	TR11-0637	08/12/11	KAMARIAH	MR EDWIN	N
H11	TR11-0603	19/12/11	KAMARIAH	MR EDWIN	N
H12	TR11-0655	19/12/11	KAMARIAH	MR EDWIN	N
H13	TR11-0689	30/12/11	KAMARIAH	MR EDWIN	N
H14	TR12-0032	18/01/12	KAMARIAH	MR EDWIN	N
H15	TR12-0036	26/01/12	SUWAYA	MR EDWIN	N
H16	TR12-0043	26/01/12	SUWAYA	MR EDWIN	N

Power supply	Current(DTMB) Typ	Current(DTMB) MAX	Power Supply DC Spec
3.3V	77mA	83mA	3.0V - 3.6V
1.2V	198mA	215mA	1.1V - 1.3V

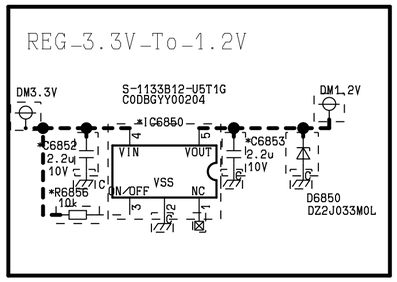

復調ICは、1.2電源が3.3V電源より低くなるような立上げシーケンスが必要
SUB3.3VとPD1.2Vのシーケンスも対応

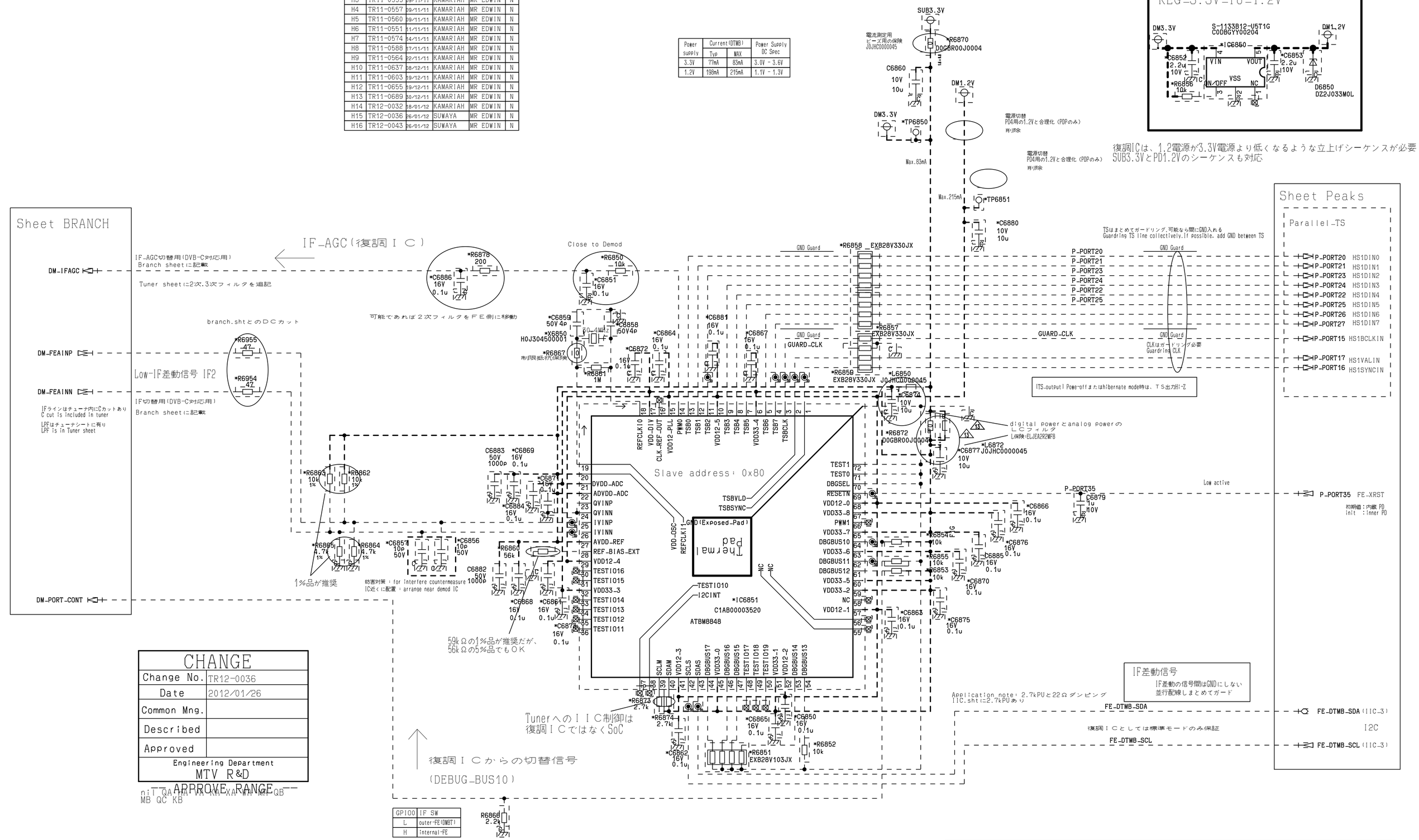

CHANGE	
Change No.	TR12-0036
Date	2012/01/26
Common Mng.	
Described	
Approved	
Engineering Department MTV R&D	

-- APPROVE RANGE --
nil QA HA VA KA XA WA MA QB
MB QC KB

GPIO0	IF SW
L	outer-FE(DMBT)
H	internal-FE

CONFIDENTIAL

DTMB FE(HK)

CRNo:6850～6924

PLOT	12/02/01	/23:47:31	Kamariah
VARIATION	KB		
SHEET	TNP4G526.A.cir/708.sht		

IF/IFAGC

原型試作のための暫定シート

CHG NO.	REPORT NO.	DATE	CHANGED BY	APPROVED BY	END
H1	TR11-0497	11/10/21			N
H2	TR11-0553	04/11/11	KAMARIAH	MR EDWIN	N
H3	TR11-0555	09/11/11	KAMARIAH	MR EDWIN	N
H4	TR11-0557	09/11/11	KAMARIAH	MR EDWIN	N
H5	TR11-0560	09/11/11	KAMARIAH	MR EDWIN	N
H6	TR11-0551	11/11/11	KAMARIAH	MR EDWIN	N
H7	TR11-0574	14/11/11	KAMARIAH	MR EDWIN	N
H8	TR11-0588	17/11/11	KAMARIAH	MR EDWIN	N
H9	TR11-0564	22/11/11	KAMARIAH	MR EDWIN	N
H10	TR11-0637	08/12/11	KAMARIAH	MR EDWIN	N
H11	TR11-0603	19/12/11	KAMARIAH	MR EDWIN	N
H12	TR11-0655	19/12/11	KAMARIAH	MR EDWIN	N
H13	TR11-0689	30/12/11	KAMARIAH	MR EDWIN	N
H14	TR12-0032	18/01/12	KAMARIAH	MR EDWIN	N
H15	TR12-0036	26/01/12	SUWAYA	MR EDWIN	N
H16	TR12-0043	26/01/12	SUWAYA	MR EDWIN	N

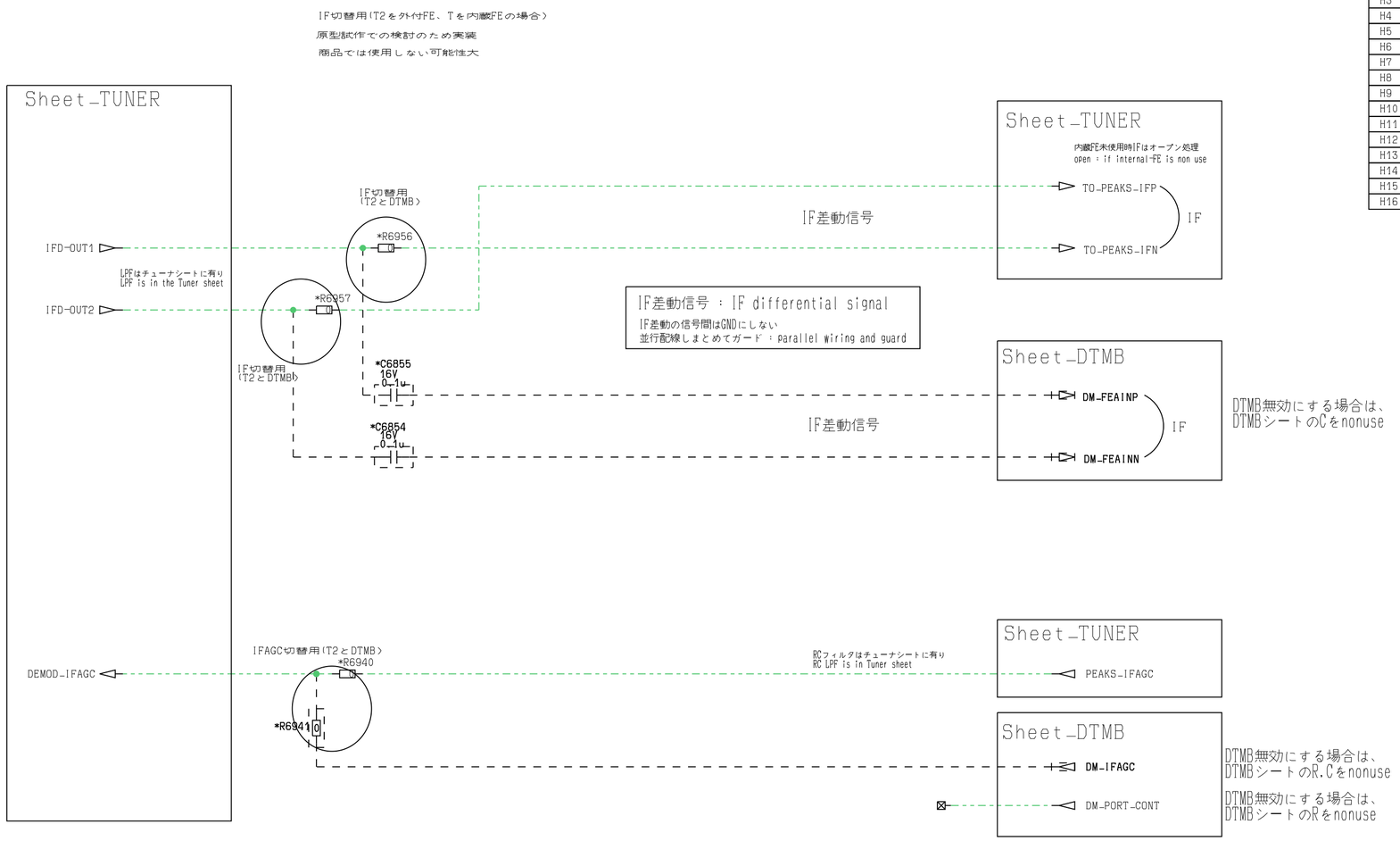

CHANGE	
Change No.	TR12-0036
Date	2012/01/26
Common Mng.	
Described	
Approved	
Engineering Department MTV R&D	

APPROVE RANGE
MB QC KB

CONFIDENTIAL

SHEET708 : FE_Branch
CRNo : 6925～6999

Panasonic®